



















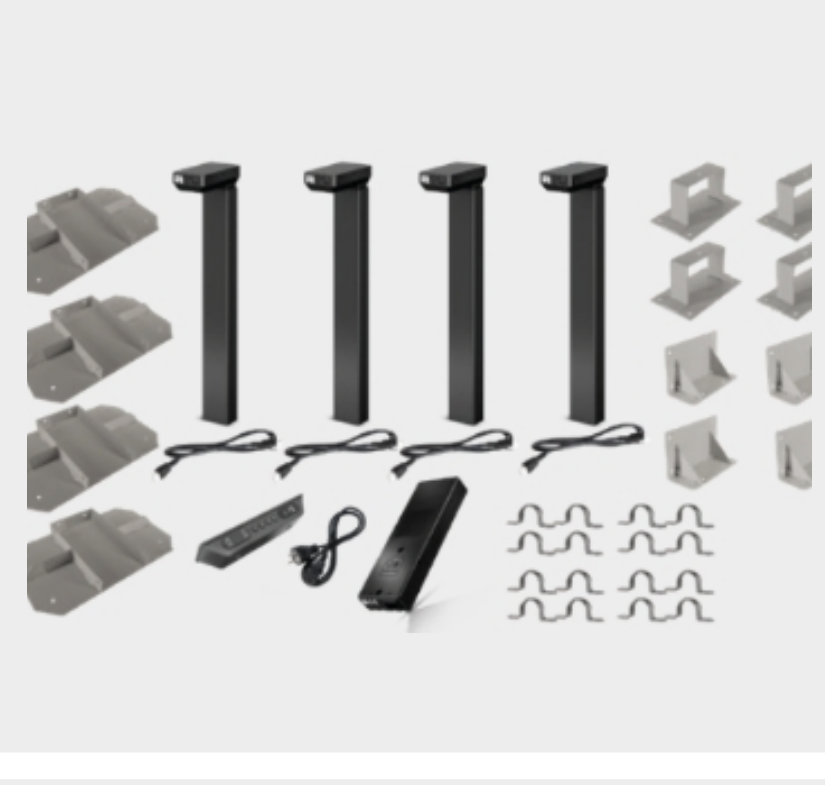



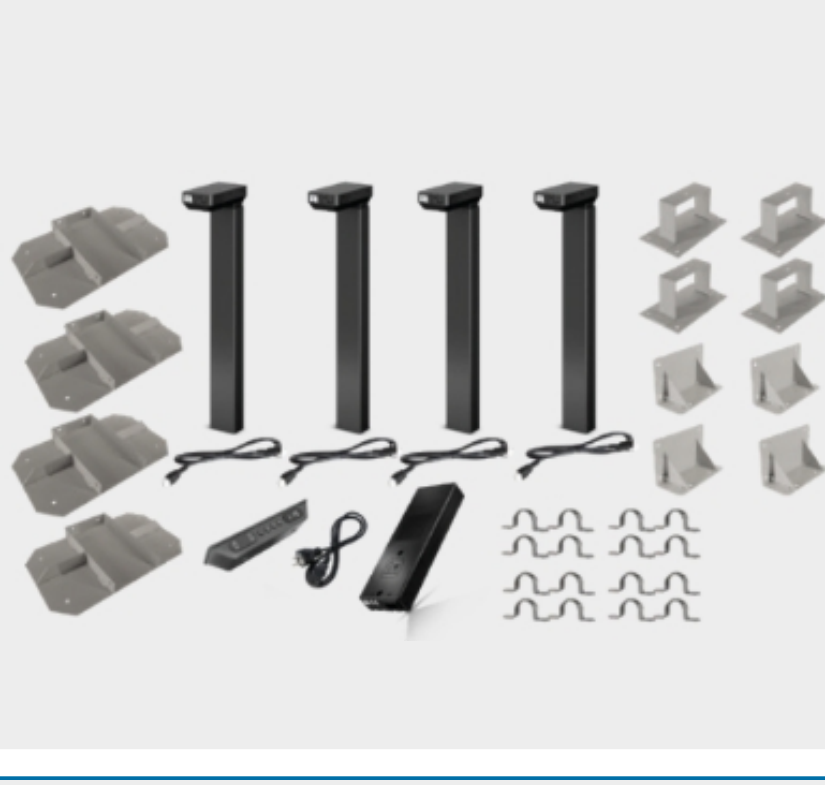



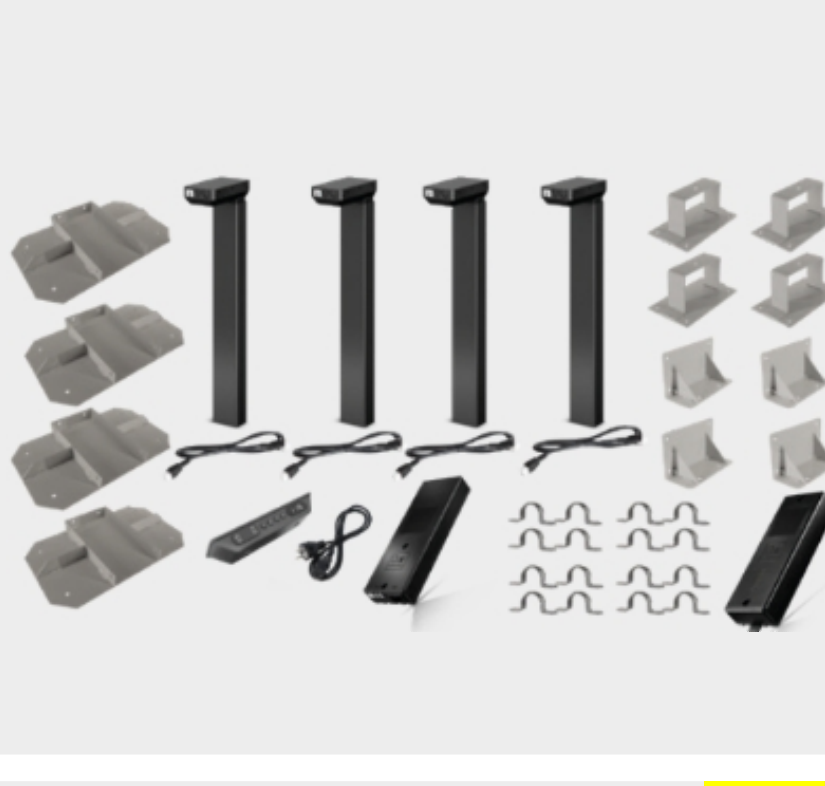













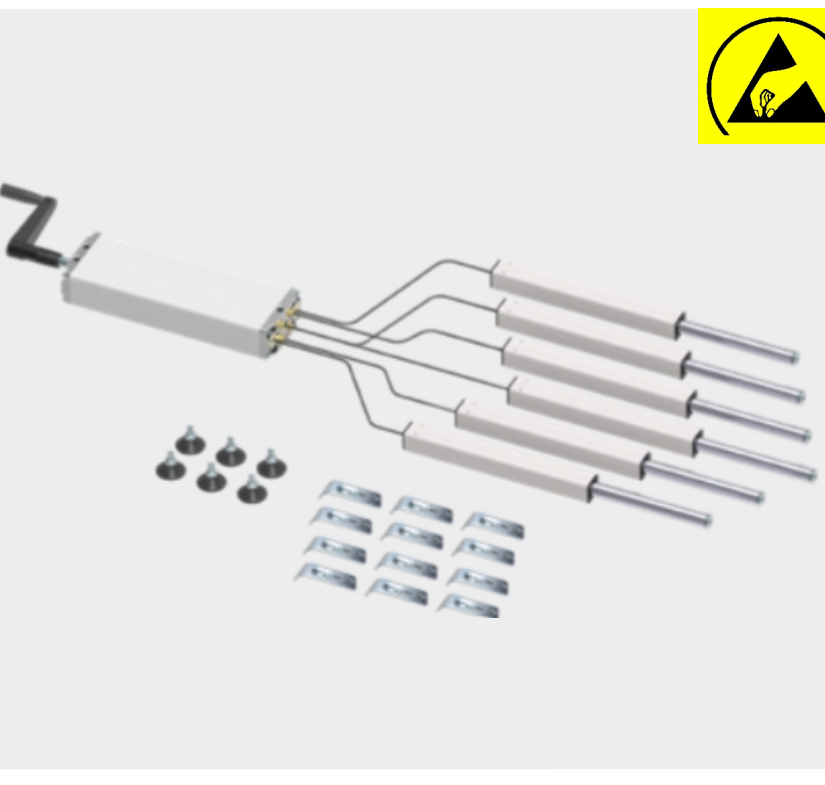











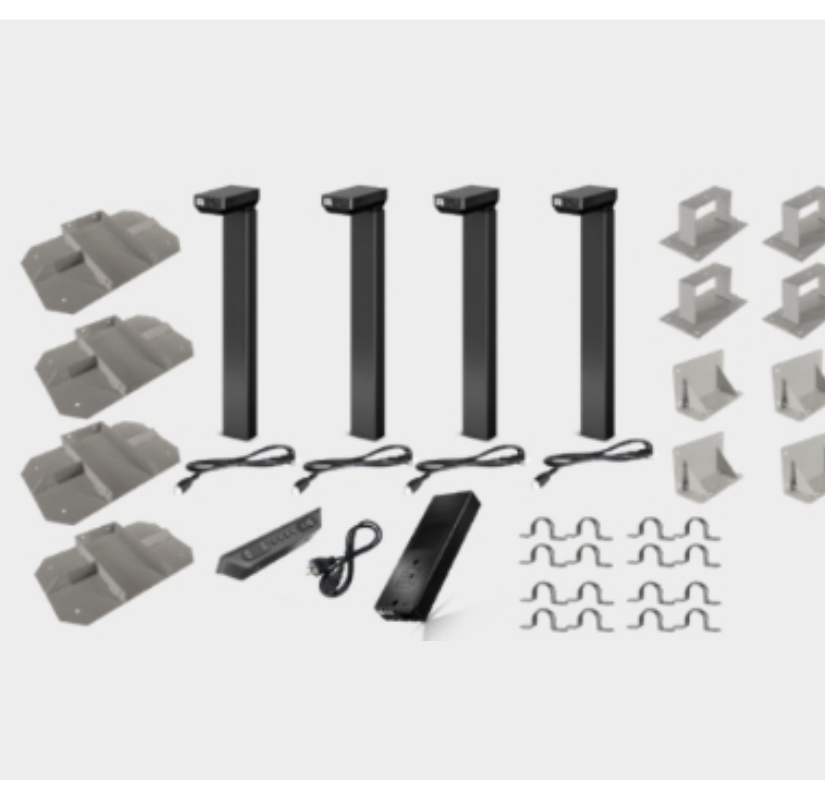















HubSet LineUp Overview

	Art.No.	Name	Image	Application	Technical Details	max. Load Capacity	Lifting Height	Version
NEW	608751	HubSet 31.0			2 lifting columns, 2-part Speed: 38 mm/s Overall height: 445 mm Duty cycle (ED): 10% incl. mounting material	 160 kg	300 mm 	HL
NEW	608753	HubSet 33.0			2 lifting columns, 2-part max. speed: 38 mm/s Overall height: 645 mm Duty cycle (ED): 10% incl. mounting material	 160 kg	500 mm 	HL
NO CHANGE	607482	HubSet 11.0			4x SLA linear units, electric drive + battery, Speed: 9 mm/s Overall height SLA 1330: 600 mm Duty cycle (ED): 5%	 300 kg	300 mm 	HE
NO CHANGE	607483	HubSet 12.0			4x SLA linear units, electric drive + battery, Speed: 9 mm/s Overall height SLA 1340: 700 mm Duty cycle (ED): 5%	 300 kg	400 mm 	HE
NEW	608749	HubSet 30.0			4 lifting columns, 2-part Speed: 38 mm/s Overall height: 445 mm Duty cycle (ED): 10% incl. mounting material	 320 kg	300 mm 	HL
NEW	608752	HubSet 32.0			4 lifting columns, 2-part max. speed: 38 mm/s Overall height: 645 mm Duty cycle (ED): 10% incl. mounting material	 320 kg	500 mm 	HL
NEW	608754	HubSet 34.0			4 lifting columns, 3-part max. speed: 38 mm/s Overall height: 560 mm Duty cycle (ED): 10% incl. mounting material	 320 kg	650 mm 	HL
NEW	608756	HubSet 36.0			4 lifting columns, 3-part max. speed: 38 mm/s Overall height: 560 mm Battery pack duty cycle (ED): 10% incl. mounting material	 320 kg	650 mm 	HL
OLD	126902	HubSet 3			4x LA linear units, hydraulic drive, Speed: 5 mm/rev. Overall height LA 1440: 542 mm Duty cycle (ED): 10%	 350 kg	300 mm 	HE
NEW	614817	HubSet 3.3						
OLD	126903	HubSet 4			4x LA linear units, hydraulic drive, Speed: 15 mm/s Overall height LA 1440: 542 mm Duty cycle (ED): 10%	 350 kg	290 mm 	HE
NEW	614977	HubSet 4.3						
OLD	126904	HubSet 5			6x LA linear units, hydraulic drive, Speed: 15 mm/s Overall height LA 1440: 542 mm Duty cycle (ED): 10%	 350 kg	290 mm 	HE
NEW	614985	HubSet 5.3						
OLD	126905	HubSet 6			6x LA linear units, hydraulic drive, Speed: 5 mm/rev. Overall height LA 1440: 542 mm Duty cycle (ED): 10%	 350 kg	300 mm 	HE
NEW	614989	HubSet 6.3						
OLD	126907	HubSet 7			4x LH linear units, hydraulic drive, Speed: 15 mm/s Overall height LH 1440: 542 mm Duty cycle (ED): 10%	 350 kg	390 mm 	HE
NEW	614992	HubSet 7.3						
OLD	606177	HubSet 13			4x TA lifting columns, hydraulic drive, max. speed: 15 mm/s Overall height: 514 mm Duty cycle (ED): 10%	 350 kg	400 mm 	HE
NEW	614997	HubSet 13.3						
NEW	612009	HubSet 37.0 Mono			1 lifting column max. speed: 18 mm/s Overall height: 584 mm Duty cycle (ED): 10% incl. mounting material	 400 kg	650 mm 	HL
NEW	608755	HubSet 35.0			4 lifting columns, 3-part max. speed: 23 mm/s Overall height: 560 mm duty cycle (ED): 10% incl. mounting material	 480 kg	650 mm 	HL
NO CHANGE	501051	HubSet 9.3			4x SLA linear units, electric drive, Speed: 9 mm/s Overall height SLA 1330: 600 mm Duty cycle (ED): 10%	 500 kg	300 mm 	HE
NO CHANGE	501052	HubSet 10.3			4x SLA linear units, electric drive, Speed: 9 mm/s Overall height SLA 1340: 700 mm Duty cycle (ED): 10%	 500 kg	400 mm 	HE
NEW	609465	HubSet 20 SK-ESD			2x SK lifting columns, electric drive, max. speed: 8 mm/s overall height: 630 mm Duty cycle (ED): 10%	 600 kg	400 mm 	HE