

# Spare parts 2025/26

## Sanitary

### SPARE PARTS


Tumblers	2 – 3
Soap dishes	3
Soap and disinfectant dispensers	4 – 9
Shelves	10
Walking aid holders, hooks	11
Mirrors	12
Paper towel dispensers	13
Waste bins	14
Toilet brush units	15 – 18
Toilet roll holders	19

Hinged support rails, backrests	20 – 22
Curtain rings, shower head holders	23 – 25
Tight plates, roses	26 – 29
Seats	30 – 31
S 50 Height-adjustable modules	32 – 34
Fittings	35 – 41
Washbasins	42

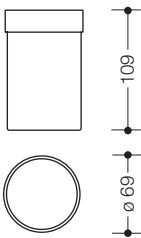


Item Number

Dimensions in mm / Specification



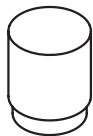
800.04.010



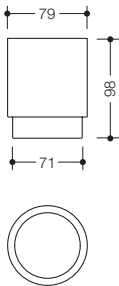
**HEWI Tumbler**  
**suitable for holder 800.00.10090 and 162.04.110...,**  
**product set 800.04.11041 and shelf with hole 950.13.00...**  
· cylindrical tumbler with flat bottom, ø 69 mm, 109 mm high  
· made of high-quality polyamide in 16 HEWI colours

800.04B010


**suitable for holder 162.04.11060 and shelf with hole 950.13.00...**  
· do., made of high-quality matt polyamide in HEWI colours  
99 (pure white), 98 (signal white), 97 (light grey), 95 (stone grey),  
92 (anthracite grey) and 90 (jet black)



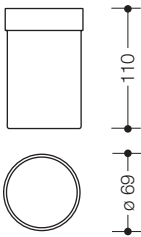
100.04.E01\*



**HEWI Glass tumbler**  
**suitable for holder with tumbler 100.04.12145\*, 900Q04.000...**  
· ø 79 mm, 98 mm high  
· made of high-quality, satin-finished crystal glass



800.04.E01



**HEWI Glass tumbler**  
**suitable for holder with tumbler 800.04.11045, 162.04.110540,**  
**162.04.1105XA, 815.04.11..., 900.04.000..., 480.04.000...**  
· ø 69 mm, 110 mm high  
· made of high-quality, satin-finished crystal glass

**Matt HEWI colours**

98

99

97

95

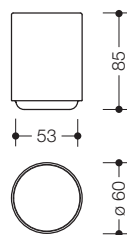
92

90

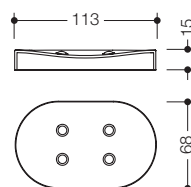
\* Available until 31 March 2027.

Item Number

Dimensions in mm / Specification


**41382**

**HEWI Tumbler**
**for cloakroom rail 33...PB8 with picto-set and tumbler rack 800.03.4...**

- ø 60 mm, 85 mm high
- made of high-quality polyamide in 16 HEWI colours


**800.02.E01**
**800.02.010**

**HEWI Soap dish**

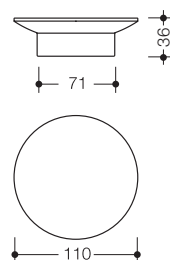
- rotatable soap dish, can sit flush with the holder or be used as a dish
- 113 mm wide, 15 mm high and 68 mm deep

**suitable for holder with soap dish 800.02.11045**

- made of high-quality, satin-finished crystal glass

**suitable for holder 800.02.10090 and product set 800.02.11041**

- made of high-quality polyamide in HEWI colours 99 (pure white), 98 (signal white), 92 (anthracite grey) and 33 (ruby red), please advise, colour when ordering

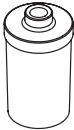
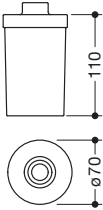
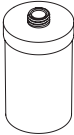
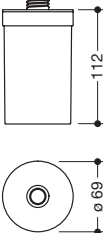
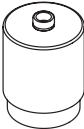
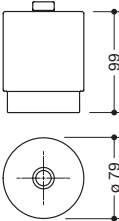
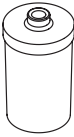


**62523\***

**HEWI Soap dish**
**suitable for holder with soap dish 100.02.11145 and 950.02.10045**

- ø 110 mm, 36 mm high
- made of high-quality, satin-finished crystal glass

**16 HEWI colours | Surfaces**

98	99	97	95	92	90	86	84		
18	24	36	33	74	72	55	50	Glass	

\* Available until 31 March 2027.

Item Number	Dimensions in mm / Specification	
		<b>HEWI Glass container</b> <b>for soap dispenser with holder 815.06.11...* and 900.06.000...</b> · made of high-quality, satin-finished glass
		<b>HEWI Container</b> <b>for soap dispenser 800.06.010 and product set 800.06.11041, 162.06.110..., 162.06.119..., 900.06.001...</b> · ø 69 mm, 112 mm high  · made of high-quality polyamide in 14 HEWI colours (not available in 24 (orange) and 72 (may green)) · made of high-quality matt polyamide in HEWI colours 99 (pure white), 98 (signal white), 97 (light grey), 95 (stone grey), 92 (anthracite grey) and 90 (jet black)  Please advise colour when ordering.
		<b>HEWI Glass container</b> <b>for soap dispenser with holder 100.06.11045*, 900Q03.002... and 900Q06.000...</b> · ø 79 mm, 99 mm high · made of high-quality, satin-finished crystal glass
		<b>HEWI Glass container</b> <b>for soap dispenser 800.06.11045, 162.06.1105..., 480.06.00...</b> · ø 70 mm, 110 mm high · made of high-quality, satin-finished crystal glass

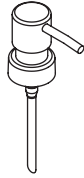
**Matt HEWI colours**

☒ 98 ☐ 99 ☐ 97 ☐ 95 ☐ 92 ☐ 90

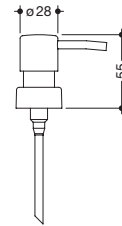
\* Available until 31 March 2027.

Item Number

Dimensions in mm / Specification



66988  
66989



**HEWI Pump head**

· incl. riser tube, pump head in stainless steel look

**for soap dispenser 900.06.000XA  
for soap dispenser 900.06.001XA**

**HEWI Pump head**

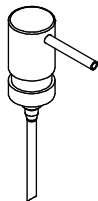
· incl. riser tube, pump head high-quality chrome-plated

63910

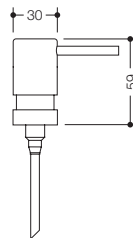
**for soap dispenser 815.06.11005\*, 815.06.11045\*, 815.06.11145\*,  
815.06.11065\*, 815.06.11165\*, 815.06.11095\* and 900.06.000..0**

63907

**for soap dispenser 900.06.001..0**



162.06.E01

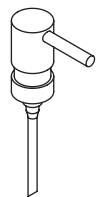


**HEWI Pump head**

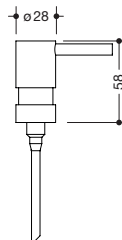
**for soap dispenser 162.06.110XA, 162.06.1105XA, 480.06.002XA**

· incl. riser tube

· pump head made of stainless steel, satin finished



100.03.E02



**HEWI Pump head**

**for soap dispenser 100.06.110...\*, 800.06.1104..., 800.06.010,  
162.06.11...40, 900Q03.00240, 900Q06.00040, 480.06.00240**

· incl. riser tube

· pump head made of metal, high-quality chrome-plated

950.06.E02

**for soap dispenser 162.06.11165, 815.06.11265\*, 815.06.11365\*,  
900.06.00160, 162.06.11...70, 900Q03.00260, 900Q06.00060,  
480.06.00260, 480.06.00370**

· when used in combination with soap dispensers 815.06.11065\*,  
815.06.11165\* and 900.06.00060, please order the glass container  
800.06.E01 as well

· incl. riser tube

· pump head made of metal, black matt

950.06.E05

**for soap dispenser 900.06.00160, 162.06.11...70, 900Q03.00260,  
900Q06.00060, 480.06.00260, 480.06.00270**

· do., pump head made of metal, white matt

**HEWI Colours | Surfaces**

98	99	97	95	92	90	86	84	XA	Chr	Glass
18	36	33	74	55	50					

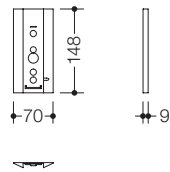
\* Available until 31 March 2027.

Item Number

Dimensions in mm / Specification



477.06.E04



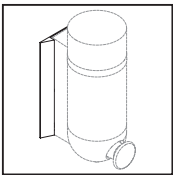
**HEWI Wall-mounted base**  
**for soap dispenser 477.06.1... and 800.06.10009...**

- wall-mounted base to conceal drill holes
- made of high-quality polyamide in 16 HEWI colours

477.06BE04

**for soap dispenser 477.06B1...**


- do., made of high-quality matt polyamide in HEWI colours 99 (pure white), 98 (signal white), 97 (light grey), 95 (stone grey), 92 (anthracite grey) and 90 (jet black)



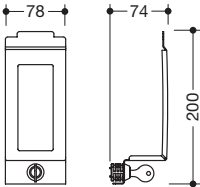
⊕ 477.06DE04

**for soap dispenser 477.06D10005**

- do., made of polyamide in HEWI colour 98 (signal white), with active antimicrobial microsilver



805.06.E01



**HEWI Shutter**  
**for disinfectant dispenser 805.06.350**

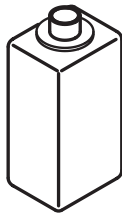
- made of high-quality stainless steel, satin finished
- with inspection window

**Matt HEWI colours**

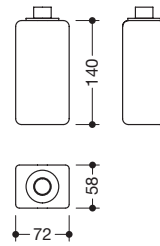


Item Number

Dimensions in mm / Specification

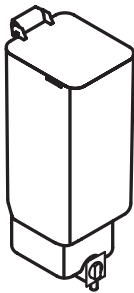


**805.06.E02**

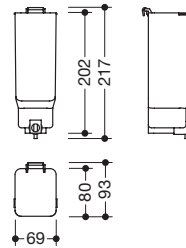


**HEWI Empty container**  
for disinfectant dispenser 805.06.350, 900.06.003..., 477.06.105...  
and 477.06B105...

· made of synthetic material, capacity 500 ml

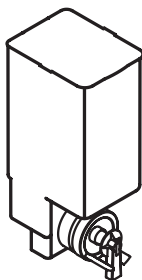


**805.06.E03**

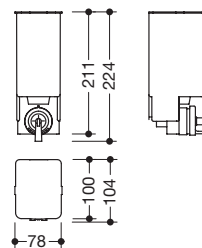


**HEWI Empty container**  
for soap dispenser 805.06.100 and 950.06.100

· incl. lotion pump  
· made of synthetic material, capacity 600 ml



**805.06.E04**

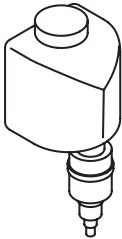
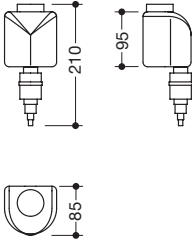
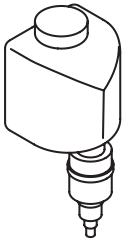
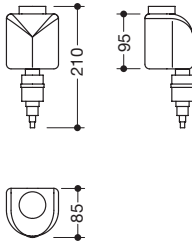
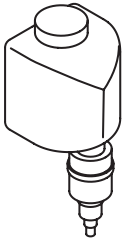
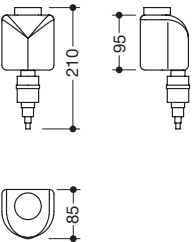

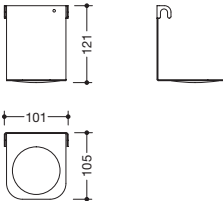


**HEWI Empty container**  
for soap dispenser 805.06.150 and 950.06.150

· incl. foam pump  
· made of synthetic material, capacity 1000 ml

**16 HEWI colours**

98	99	97	95	92	90	86	84	XA
18	24	36	33	74	72	55	50	


Item Number	Dimensions in mm / Specification	
		<p><b>900.06.E02</b></p> <p><b>HEWI Soap tank and soap pump</b> <b>for SENSORIC soap dispenser 805, 900 and 950**, 477/801</b></p> <ul style="list-style-type: none"><li>· incl. soap pump</li><li>· made of synthetic material, capacity 500 ml</li></ul>
		<p><b>900.06.E03</b></p> <p><b>HEWI Disinfectant tank and spray</b> <b>for SENSORIC disinfectant dispenser 477/801, 805, 900 and 950**</b></p> <ul style="list-style-type: none"><li>· incl. spray pump</li><li>· made of synthetic material, capacity 500 ml</li></ul>
		<p><b>900.06.E04</b></p> <p><b>HEWI Soap tank and foam pump</b> <b>for SENSORIC foam soap dispenser 477/801, 805, 900 and 950**</b></p> <ul style="list-style-type: none"><li>· incl. foam pump</li><li>· made of synthetic material, capacity 500 ml</li></ul>
		<p><b>477.06.E0360</b></p> <p><b>HEWI Drip tray</b> <b>for soap dispenser 477.06.101..., 477.06B101...,</b> <b>SENSORIC soap dispenser 477.06.102..., 477.06B102...,</b> <b>SENSORIC foam soap dispenser 477.06.103..., 477.06B103...,</b> <b>SENSORIC disinfectant dispenser 477.06.104..., 477.06B104...</b></p> <ul style="list-style-type: none"><li>· serves to collect dripping disinfectant and soap</li><li>· made of metal, powder-coated in HEWI colours DX (matt white), FV (pure white matt) and DC (matt black)</li><li>· 101 mm wide, 121 mm high and 105 mm deep</li></ul>

\*\* for version from 3/2021

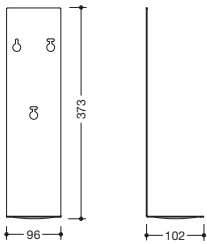


Item Number

Dimensions in mm / Specification

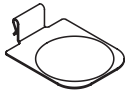


900.06.E0160

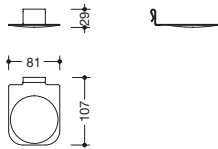


**HEWI Drip tray**  
**for disinfectant dispenser column 900.06.013...,**  
**disinfectant dispenser 900.06.008..., soap dispenser 900.06.005...**  
**and foam soap dispenser 900.06.007...**

- serves to collect dripping disinfectant and soap
- 96 mm wide, 373 mm high and 102 mm deep
- fixed in place using the dispenser fixing points
- made of high-quality stainless steel, powder-coated in HEWI colours DX (matt white), AY (matt light grey pearl mica), SC (matt dark grey pearl mica) and DC (matt black)



900.06.E0560

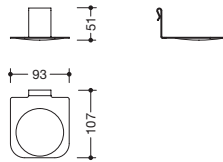


**HEWI Drip tray**  
**suitable for disinfectant or soap dispenser 900.06.00360,**  
**900.06.00361 and 900.06.003XA**

- serves to collect dripping disinfectant and soap
- 81 mm wide, 29 mm high and 107 mm deep
- to hang in the dispenser
- made of metal, powder-coated in HEWI colours DX (matt white), AY (matt light grey pearl mica), SC (matt dark grey pearl mica) and DC (matt black)



900.06.E0660



**HEWI Drip tray**  
**suitable for disinfectant or soap dispenser 900.06.002...,**  
**disinfectant or soap dispenser column 900.06.012...**

- serves to collect dripping disinfectant and soap
- 93 mm wide, 51 mm high and 107 mm deep
- to hang in the dispenser
- made of metal, powder-coated in HEWI colours DX (matt white), AY (matt light grey pearl mica), SC (matt dark grey pearl mica) and DC (matt black)

**HEWI Surfaces**

DX

FV

☒

☒

☐

■

...60 DX

...60 AY

...60 SC

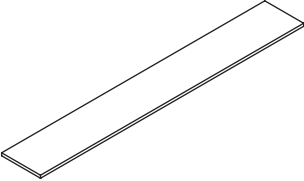
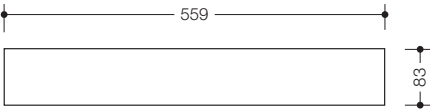
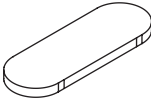
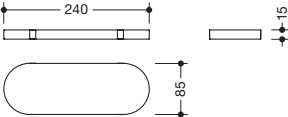


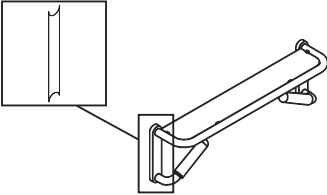
...60 DC

matt white

matt light grey pearl mica

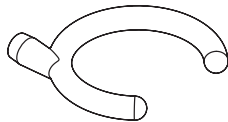
matt dark grey pearl mica

matt black

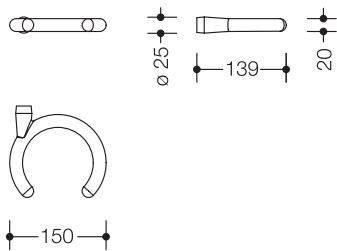
Item Number		Dimensions in mm / Specification	
	100.03.E01*		<b>HEWI Glass plate for shelf 100.03.10045</b> <ul style="list-style-type: none"><li>· made of high-quality, satin-finished glass</li></ul>
	60169		<b>HEWI Insert for utility dish 800.03.20041 and 800.03.2009...</b> <ul style="list-style-type: none"><li>· made of high-quality polyamide in HEWI colours 99 (pure white), 98 (signal white), 92 (anthracite grey), 90 (jet black) and 33 (ruby red)</li></ul>
	71819		<b>for utility dish 800.03.20060</b> <ul style="list-style-type: none"><li>· made of high-quality matt polyamide in HEWI colours 98 (signal white) and 90 (jet black)</li></ul> <p>Please advise colour when ordering.</p>
	58848		<b>HEWI Glass plate for shelf 800.03.10045 and 800.03.10065</b> <ul style="list-style-type: none"><li>· made of high-quality, satin-finished glass</li></ul>
	802.03.WE02		<b>HEWI Backplate cover, short, White Edition for mirror shelf 802.03.W100, 802.03.W110L/R and grab bar with backplate 802.03.W120L/R</b> <ul style="list-style-type: none"><li>· two caps to cover the mounting points of the backplate</li><li>· made of white powder-coated metal</li></ul>
	802.03.E02		<b>HEWI Backplate cover, short for mirror shelf 802.03.100, 802.03.110L/R and grab bar with backplate 802.03.120L/R</b> <ul style="list-style-type: none"><li>· do., made of powder-coated, matt silver metal</li></ul>

Item Number

Dimensions in mm / Specification



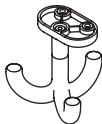
802.90.E01  
802.90BE01



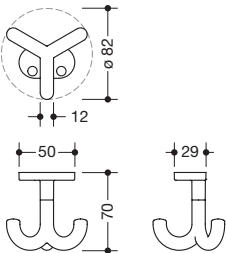
**HEWI Walking aid holder  
for 950.90...60090**

- can be used in left hand or right hand position
- 150 mm wide, 20 mm high, 139 mm deep
- made of high-quality polyamide in 16 HEWI colours
- made of high-quality matt polyamide in HEWI colours 99 (pure white), 98 (signal white), 97 (light grey), 95 (stone grey) and 92 (anthracite grey)

Please advise colour when ordering.



477.90.054  
  
477.90B054



**HEWI Triple hook  
for tumbler rack with hooks 800.03.402 and 800.03.412  
and shelf 800.03.404 and 800.03.414**

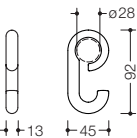
- for screwing on from underneath
- rotatable, 70 mm high, oval rose: 50 mm wide and 29 mm deep
- made of high-quality polyamide in 16 HEWI colours

**for tumbler rack with hooks 800.03B402 and 800.03B412  
and shelf 800.03B404 and 800.03.B414**

- do., made of high-quality matt polyamide in HEWI colours 99 (pure white), 98 (signal white), 97 (light grey), 95 (stone grey), 92 (anthracite grey) and 90 (jet black)



477.30.E01



**HEWI Hook**

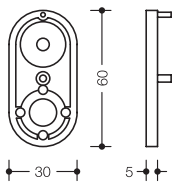
- fits on to bath towel rails and grab bars  $\varnothing$  28 mm
- can be moved anywhere on rail as required
- 92 mm high, 45 mm deep,  $\varnothing$  13 mm
- made of high-quality polyamide in 16 HEWI colours

16 HEWI colours | Surfaces

<input checked="" type="checkbox"/>	<input type="checkbox"/>	<input type="checkbox"/>	<input type="checkbox"/>	<input type="checkbox"/>	<input type="checkbox"/>	<input type="checkbox"/>	<input type="checkbox"/>	<input checked="" type="checkbox"/>	<input checked="" type="checkbox"/>	<input type="checkbox"/>
98	99	97	95	92	90	86	84	W	S	Glass
<input type="checkbox"/>	<input type="checkbox"/>	<input type="checkbox"/>	<input type="checkbox"/>	<input type="checkbox"/>	<input type="checkbox"/>	<input type="checkbox"/>	<input type="checkbox"/>			
18	24	36	33	74	72	55	50			

Item Number

Dimensions in mm / Specification

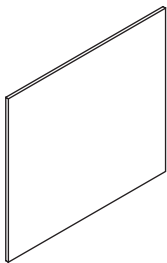


41939  
68557

**HEWI Extension piece**  
**for mirror clip 477.01...100, 800.01.1009... and**  
**plate glass mirror with mirror clips 801.01.300**

- to compensate tile jumps, 5 mm thick
- more as needed extension pieces can be glued to each other
- made of high-quality polyamide in 16 HEWI colours
- made of high-quality matt polyamide in HEWI colours 99 (pure white), 98 (signal white), 97 (light grey), 95 (stone grey) and 92 (anthracite grey)

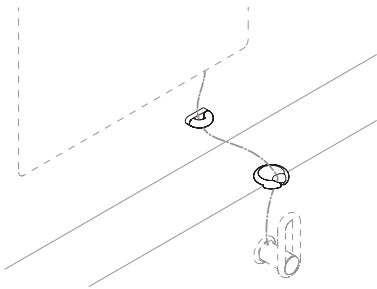
Please advise colour when ordering.



21755

**HEWI Plate glass mirror with rigging**  
**for adjustable mirror 801.01...100 and 801.01.200**

- 600 mm wide, 540 mm high and 6 mm thick
- with rounded edges and integrated splinter protection foil
- mirror is made of plate glass

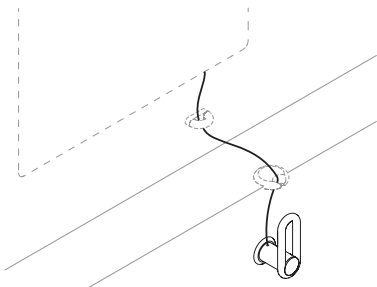


54436  
68559

**HEWI Cord re-routing**  
**for adjustable mirror 801.01...100, 801.01...200 and 801.01...4...**

- to guiding and deflecting the cord of the adjustable mirrors
- supplied with fixing material
- made of high-quality polyamide in 16 HEWI colours
- made of high-quality matt polyamide in HEWI colours 99 (pure white), 98 (signal white), 97 (light grey), 95 (stone grey), 92 (anthracite grey) and 90 (jet black)

Please advise colour when ordering.



801.01.E06  
801.01BE06

**HEWI Rotating handle with cord**  
**for adjustable mirror 801.01...100, 801.01...200 and 801.01...4...**

- for adjusting inclination of the adjustable mirrors
- supplied with fixing material
- made of high-quality polyamide in 16 HEWI colours
- made of high-quality matt polyamide in HEWI colours 99 (pure white), 98 (signal white), 97 (light grey), 95 (stone grey), 92 (anthracite grey) and 90 (jet black)

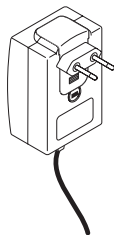
Please advise colour when ordering.

**Matt HEWI colours**

98	99	97	95	92	90
----	----	----	----	----	----

Item Number

Dimensions in mm / Specification



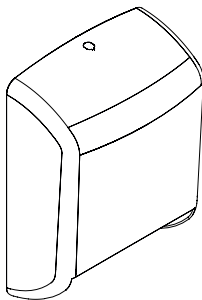
950.06.E01

**HEWI Power supply**  
**for electronic paper roll dispenser 900.06.010..., 805.06.55... and 950.06.55...**  
· 100–240 V, 50/60 Hz, 0,5 A  
· 1x plug-type C (CEE 7/16 Euro plug) for Europe, except UK and Ireland  
· protection class 2  
· cable length approx. 1700 mm

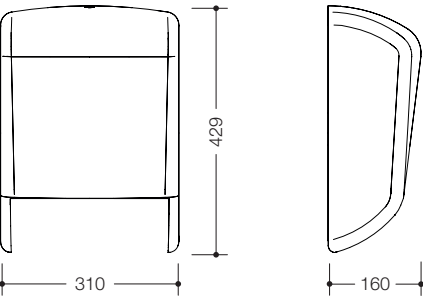


477.06.E01

**HEWI Key**  
**for paper towel dispenser 477.06...60005, 805.06.500, 950.06.500 and 900.06.009...**  
· for locking the upper part



477.06.E02



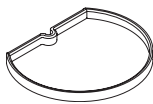
**HEWI Container**  
**for paper towel dispenser 477.06...60005**  
· 310 mm wide, 429 mm high, 160 mm deep  
· made of high-quality white-translucent synthetic material

16 HEWI colours

98	99	97	95	92	90	86	84
18	24	36	33	74	72	55	50

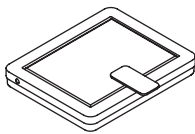
Item Number

Dimensions in mm / Specification



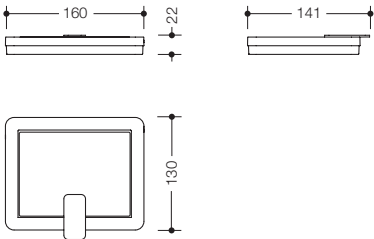
51876

**HEWI Ring insert**  
**for waste bin 477.05.100 and 477.05.300**  
· made of high-quality black polyamide  
· for receiving the hygiene bag



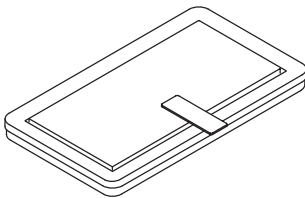
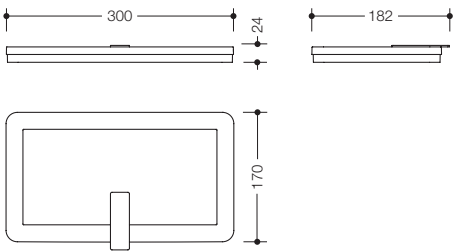
805.05.E03

**HEWI Lid with frame**  
**for hygiene waste bin 805.05.200 and**  
**hygiene combination 805.05.210**  
· cover with lifting flap, made of high-quality stainless steel, satin finished  
· frame made of high-quality polyamide in HEWI colours 90 (jet black), 92 (anthracite grey), 98 (signal white) or 99 (pure white)  
  
Please advise colour when ordering.



950.05.E03

**HEWI Lid with frame**  
**for hygiene waste bin 950.05.200 and**  
**hygiene combination 950.05.210**  
· cover with lifting flap, made of high-quality stainless steel, coated white  
· frame made of high-quality, chrome-plated synthetic material



805.05.E01

**HEWI Lid with frame**  
**for waste paper bin 805.05.100**  
· cover with lifting flap, made of high-quality stainless steel, satin finished  
· frame made of high-quality polyamide in HEWI colours 90 (jet black), 92 (anthracite grey), 98 (signal white) or 99 (pure white)  
  
Please advise colour when ordering.

950.05.E01

**HEWI Lid with frame**  
**for waste paper bin 950.05.100**  
· cover with lifting flap, made of high-quality stainless steel, coated white  
· frame made of high-quality, chrome-plated synthetic material

**Matt HEWI colours**

☒

98

☐

99

☐

97

☐

95

☐

92

Item Number

Dimensions in mm / Specification



**477.20.E03**  
**68562**

**HEWI Brush handle****for toilet brush unit 477.20... and toilet brush 477.20...010**

· suitable for brush head 921037, 921038 and 921044

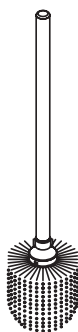
· with bayonet fixing

· made of high-quality polyamide in 16 HEWI colours

· made of high-quality matt polyamide in HEWI colours

99 (pure white), 98 (signal white), 97 (light grey), 95 (stone grey) and 92 (anthracite grey)

Please advise colour when ordering.

**805.20.020****HEWI Toilet brush****for toilet brush unit 805.20.200, 162.20.100XA, 480.20.000XA**

· replaceable brush head by bayonet fixing

· brush handle made of high-quality stainless steel, satin finished

**100.20.01040****for toilet brush unit 100.20.10045\*, 800.20.10041, 800.20.10045, 950.20.10045, 815.20.100...\*, 480.20.00040**

· replaceable brush head by bayonet fixing

· brush handle high-quality chrome-plated

**900.20.01060****for toilet brush unit 900.20.00060, 480.20.00060**

· replaceable brush head by bayonet fixing

· brush handle powder-coated in HEWI colours DX (matt white), SC (matt dark grey pearl mica) and DC (matt black)

**900.20.01070****for toilet brush unit 900.20.00070, 900Q20.00170, 162.20.10070, 480.20.00070**

· replaceable brush head by bayonet fixing

· brush handle PVD coated in CK (brass glossy), LP (brass brushed), WR (nickel brushed) or SV (bronze brushed)



**921037**  
**921044**  
**921038**

**HEWI Brush head****for toilet brush unit 477.20..., 801.20..., 802.20.100 and 805.20.100**  
**for toilet brush 477.20..., 801.20..., 802.20.010 and 805.20.010**

· for easy replacement on toilet brush by bayonet fixing

· with black bristles

· ø 81 mm

packing unit 1 pc

packing unit 5 pcs

packing unit 25 pcs



**921050**  
**921051**  
**921052**

**HEWI Brush head****for toilet brush unit 805.20.200, 162.20.100..., 100.20.100..., 800.20.100..., 800.20.200..., 815.20..., 900.20..., 900Q20..., 480.20.000...****for toilet brush 805.20.020, 100.20.010..., 800.20.010... and 59405**

· for easy replacement on toilet brush by bayonet fixing

· brush head made of black polyamide with bristles in anthracite grey

· ø 76 mm

packing unit 1 pc

packing unit 5 pcs


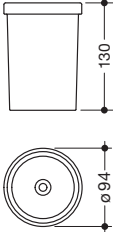
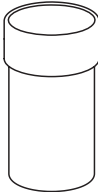
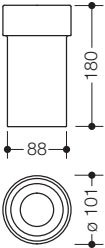

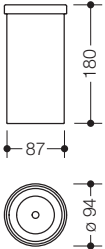

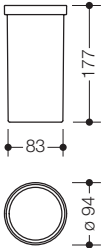
packing unit 25 pcs

**16 HEWI colours | Surfaces**

98	99	97	95	92	90	86	84
18	24	36	33	74	72	55	50

XA	Chr	W				

\* Available until 31 March 2027.

Item Number	Dimensions in mm / Specification	
	63500	 <p><b>HEWI Glass for toilet brush</b> <b>for toilet brush unit 815.20.100...* and 900Q20.000...</b></p> <ul style="list-style-type: none"><li>· 130 mm high</li><li>· made of high-quality, satin-finished glass</li></ul>
	100.20.E01	 <p><b>HEWI Glass for toilet brush</b> <b>for toilet brush unit 100.20.10045* and 480.20.000...</b></p> <ul style="list-style-type: none"><li>· container made of high-quality, satin-finished crystal glass</li><li>· mit Innenreservoir</li></ul>
	800.20.E01	 <p><b>HEWI Glass for toilet brush</b> <b>for toilet brush unit 800.20.10045</b></p> <ul style="list-style-type: none"><li>· made of high-quality, satin-finished crystal glass</li></ul>
	800.20.E02	 <p><b>HEWI Brush container</b> <b>for toilet brush unit 800.20.10041, 800.20.20041 and 800.20.2009...</b></p> <ul style="list-style-type: none"><li>· made of high-quality polyamide in HEWI colours 99 (pure white), 98 (signal white), 92 (anthracite grey) and 33 (ruby red)</li></ul>
71825	<p><b>for toilet brush unit 800.20.10260 and 800.20.20260</b></p> <ul style="list-style-type: none"><li>· made of high-quality matt polyamide in HEWI colours 98 (signal white) and 90 (jet black)</li></ul> <p>Please advise colour when ordering.</p>	

Matt HEWI colours

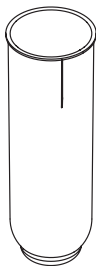
98 90

\* Available until 31 March 2027.

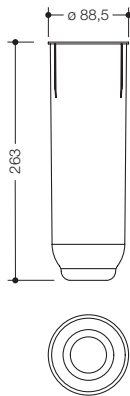


Item Number

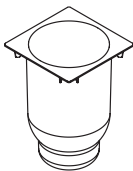
Dimensions in mm / Specification



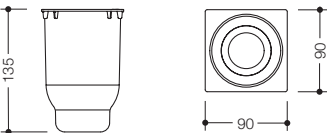
900.20.E01



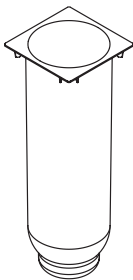
**HEWI Insert**  
**for toilet brush unit 900.20.001...**  
· 263 mm high  
· made of black matt synthetic material



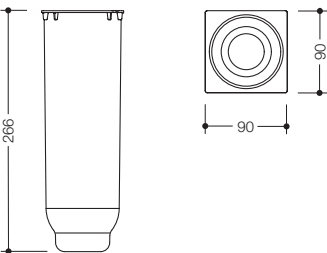
900Q20.E001



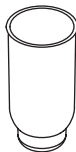
**HEWI Insert**  
**for toilet brush unit 900Q20.001...**  
· 135 mm high  
· made of black matt synthetic material



900Q20.E002



**HEWI Insert**  
**for toilet brush unit 900Q20.002...**  
· 266 mm high  
· made of black matt synthetic material



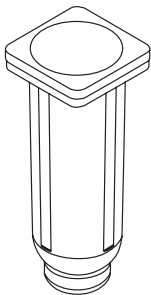
66823  
162.20.E01

**HEWI Insert**  
· made of synthetic material  
**for toilet brush unit 900.20.000..., 480.20.000...**  
**for toilet brush unit 162.20.100...**

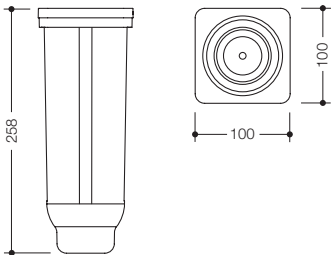
**HEWI Colours | Surfaces**  
98 99 92 33 Glass

Item Number

Dimensions in mm / Specification



805.20.E02



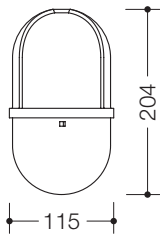
**HEWI Insert**  
**for toilet brush unit 805.20.200**  
· made of high-quality polyamide in HEWI colours 90 (jet black), 92 (anthracite grey) 98 (signal white) or 99 (pure white)  
Please advise colour when ordering.



477.20.E04

477.20.E05

477.20BE04



**HEWI Toilet brush container**  
**for toilet brush unit 477.20.100 and 805.20.100**  
· made of high-quality polyamide in 16 HEWI colours  
  
**for toilet brush unit 477.20.10005**  
· container made of high-quality polyamide in HEWI colours 99 (pure white), 98 (signal white), 97 (light grey), 95 (stone grey), 92 (anthracite grey) and 90 (jet black)  
· top made of translucent synthetic material in colour white  
  
**for toilet brush unit 477.20B100**  
· made of high-quality matt polyamide in HEWI colours 99 (pure white), 98 (signal white), 97 (light grey), 95 (stone grey) and 92 (anthracite grey)  
Please advise colour when ordering.  
  
**HEWI active<sup>+</sup> WC-Brush container**  
**for toilet brush unit 477.20D100**  
· in HEWI colour 98 (signal white), with active antimicrobial microsilver

**Matt HEWI colours**  
98 99 97 95 92

Item Number

Dimensions in mm / Specification

**42527****HEWI Key****for toilet roll holder 477.21...150**

- for anti-theft protection-unlocking
- made of high-quality polyamide in HEWI colour 33 (ruby red)

**18565**  
**68554****HEWI Retaining element****for toilet roll holder 477.21...150**

- anti-theft protection due to concealed fitting
- made of high-quality polyamide in 16 HEWI colours
- made of high-quality matt polyamide in HEWI colours 99 (pure white), 98 (signal white), 97 (light grey), 95 (stone grey) and 92 (anthracite grey)

Please advise colour when ordering.

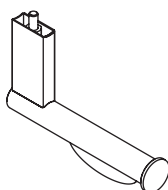
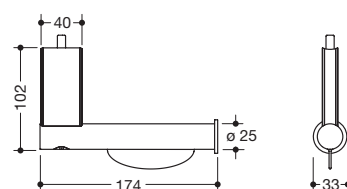
**4471**  
**68558****HEWI End cap****for toilet roll holder 477.21...100**

- cap to cover the bow
- ø 21 mm
- made of high-quality polyamide in 16 HEWI colours
- made of high-quality matt polyamide in HEWI colours 99 (pure white), 98 (signal white), 97 (light grey), 95 (stone grey) and 92 (anthracite grey)

Please advise colour when ordering.

⊕ **62718****HEWI active\* End cap****for toilet roll holder 477.21D100**

- in HEWI colour 98 (signal white), with active antimicrobial microsilver

**68424**  
**68426**  
**67975****68425**  
**67976****HEWI Upgrade kit toilet roll holder**  
**for retrofitting on HEWI rail system 900**

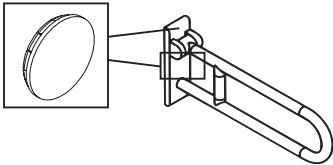
- right angled add-on toilet roll holder
- made of high-quality stainless steel
- easy installation
- integrated roll brake
- 33 mm wide, 102 mm high, 174 mm deep
- for ø 32 mm, satin finished
- for ø 32 mm, chrome-plated
- for ø 32 mm, powder-coated in DX (matt white), SC (matt dark grey pearl mica) and DC (matt black)
- for ø 30 mm, chrome-plated
- for ø 30 mm, powder-coated in DX (matt white), SC (matt dark grey pearl mica) and DC (matt black)

**16 HEWI colours | Surfaces**

98	99	97	95	92	90	86	84	XA	Chr	DX	matt white
18	24	36	33	74	72	55	50			SC	matt dark grey pearl mica
										DC	matt black

Item Number

Dimensions in mm / Specification



39006  
68556

⊕ 62853

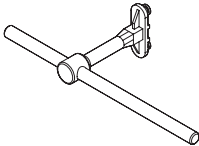
**HEWI Masking cap**  
**for hinged support rail 801.50... and hinged seat 801.51...**

- two caps to cover the fixing points
- ø 23 mm
- delivery in pairs
- made of high-quality polyamide in 12 HEWI colours\*\*
- made of high-quality matt polyamide in HEWI colours 99 (pure white), 98 (signal white), 97 (light grey), 95 (stone grey) and 92 (anthracite grey)

Please advise colour when ordering.

**HEWI active\* Masking cap**  
**for hinged support rail 801.50D.. and hinged seat 801.51D..**

- in HEWI colour 98 (signal white), with active antimicrobial microsilver



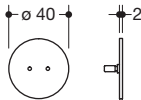
802.50.E04

**HEWI Installation key**  
**for hinged support rail 802.50...**

- to the spring setting on the hinged support rail
- consists of mounting handle and axle



66865  
66867  
67724

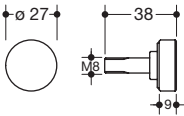


**HEWI Masking cap**  
**for axle of hinged support rail System 900, Design A**

- ø 40 mm
- made of high-quality stainless steel
- satin finished
- chrome-plated
- powder-coated in DX (matt white), SC (matt dark grey pearl mica), DC (matt black) and CG (anthracite grey matt)



67364  
67367  
67978



**HEWI Locking screw**  
**for mobile hinged support rail System 900, Design A**

- made of high-quality stainless steel
- satin finished
- chrome-plated
- powder-coated in DX (matt white), SC (matt dark grey pearl mica) and DC (matt black)

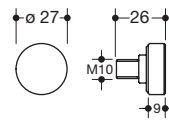
**Matt HEWI colours**

☑ 98 99 97 95 92

\*\* Not available in HEWI colours 24 (orange), 36 (coral), 72 (may green) and 74 (apple green).

Item Number

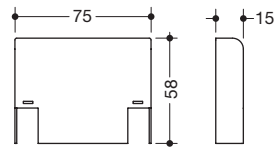
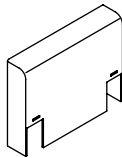
Dimensions in mm / Specification



**67365**  
**67368**  
**67979**

**HEWI Locking screw**  
**for hinged support rail System 900, Design A**

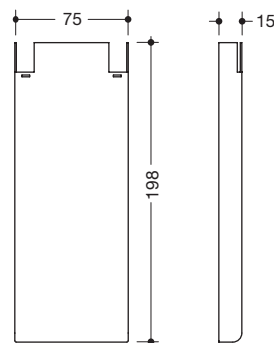

- made of high-quality stainless steel
- satin finished
- chrome-plated
- powder-coated in DX (matt white), SC (matt dark grey pearl mica) and DC (matt black)



**67373**  
**67374**  
**68008**

**HEWI Cover**  
**for hinged support rail System 900, Design B**

- upper cover of the wall plate
- made of high-quality stainless steel
- satin finished
- chrome-plated
- powder-coated in DX (matt white), SC (matt dark grey pearl mica) and DC (matt black)




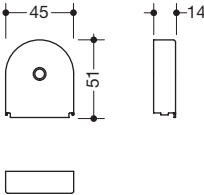

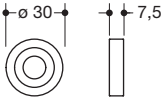
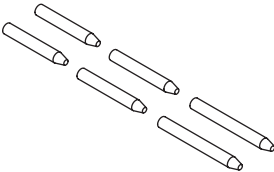
**67369**  
**67370**  
**68001**

**HEWI Cover**  
**for hinged support rail System 900, Design B**






- lower cover of the wall plate
- made of high-quality stainless steel
- satin finished
- chrome-plated
- powder-coated in DX (matt white), SC (matt dark grey pearl mica) and DC (matt black)

**HEWI Colours | Surfaces**

98	99	97	95	92	90	86	84	XA	Chr	DX matt white
18	33	55	50							SC matt dark grey pearl mica
										DC matt black
										CG anthracite grey matt

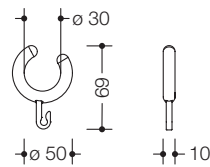
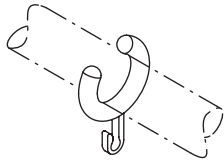
Item Number	Dimensions in mm / Specification	
		<p><b>HEWI Joint cap</b> <b>for hinged support rail System 900, Design B</b></p> <ul style="list-style-type: none"><li>· made of high-quality stainless steel</li><li>· satin finished</li><li>· chrome-plated</li><li>· powder-coated in DX (matt white), SC (matt dark grey pearl mica) and DC (matt black)</li></ul>
67371 67372 68002		
		<p><b>HEWI Stop element</b> <b>for hinged support rail Duo System 900, Design B</b></p> <ul style="list-style-type: none"><li>· made of high-quality stainless steel</li></ul>
67378		
		<p><b>HEWI Set of dowel pins</b> <b>for backrest 801.51.9..., 801.51.92...L/R, 801.51B9... and 801.51B92...L/R</b></p> <ul style="list-style-type: none"><li>· for attaching the backrest to the hinged support rail</li><li>· included: 2x cylindrical pin ø 4x28, 2x cylindrical pin ø 4x30 and 2x cylindrical pin ø 4x37</li><li>· made of stainless steel</li></ul>
BM1151		

Matt HEWI colours

				
98	99	97	95	92 90

Item Number

Dimensions in mm / Specification



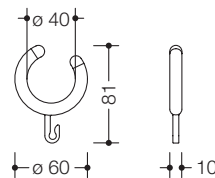
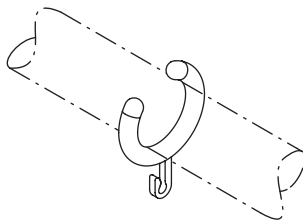
**921056**  
**921060**

**HEWI Curtain rings  
for shower curtain rail 900.34...**

- open ring with small hook
- for hanging curtains to curtain rails  $\varnothing$  24 mm
- outside  $\varnothing$  50 mm, inside  $\varnothing$  30 mm, 10 mm thick

- made of high-quality white POM
- made of high-quality black POM

Packing unit 5 pcs



**801.34.E01**  
**68560**

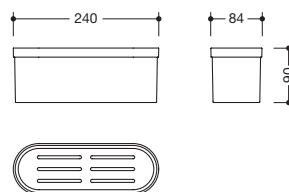

**HEWI Curtain rings  
for shower curtain rail 801.34...**

- open ring with small hook
- outside  $\varnothing$  60 mm, inside  $\varnothing$  40 mm, 10 mm thick
- ring ends made of white POM

- made of high-quality polyamide in 12 HEWI colours\*\*
- made of high-quality matt polyamide in HEWI colours  
99 (pure white), 98 (signal white), 97 (light grey), 95 (stone grey)  
and 92 (anthracite grey)

Packing unit 5 pcs

Please advise colour when ordering.



**800.03.010**  
**800.03B010**

**HEWI Insert  
for shower basket 800.03.30041, 800.03.3009... and  
shelf with hole 950.13.00...**

- made of high-quality polyamide in 16 HEWI colours
- made of high-quality matt polyamide in HEWI colours  
99 (pure white), 98 (signal white), 97 (light grey), 95 (stone grey),  
92 (anthracite grey) and 90 (jet black)

Please advise colour when ordering.

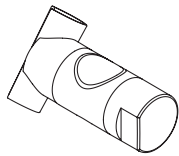
**16 HEWI colours | Surfaces**

98	99	97	95	92	90	86	84	XA	Chr	DX	matt white
18	24	36	33	74	72	55	50			SC	matt dark grey pearl mica
										DC	matt black

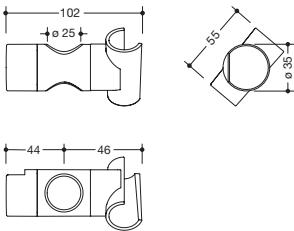
\*\* Not available in HEWI colours 24 (orange), 36 (coral),  
72 (may green) and 74 (apple green).

Item Number

Dimensions in mm / Specification

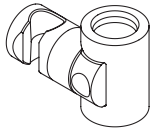


70899

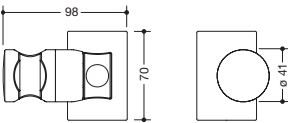


**HEWI Shower head holder**  
**for rails with shower head holder System 900 ø 25 mm**

- suitable for various manufacturers' shower heads
- shower head holder can be tilted continuously and, after pressing a pushbutton, its height can be adjusted
- made of synthetic material, chrome-plated



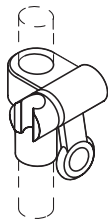
66771



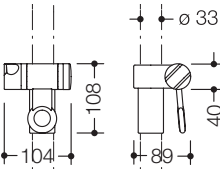
**HEWI Shower head holder**  
**for rails with shower head holder System 900 ø 32 mm**

- suitable for various manufacturers' shower heads
- shower head holder can be tilted continuously and, after pressing a large pushbutton, its height can be adjusted
- conical adapter on shower head holder facilitates accommodation of handspray
- made of high-quality matt polyamide in HEWI colours 98 (signal white), 92 (anthracite grey) and 90 (jet black)

Please advise colour when ordering.



950.33.E0191



**HEWI Shower head holder**

- suitable for various manufacturers' shower heads
- shower head holder adjustable to desired height (via lever control) and angle (smooth adjusting)
- conical holding element facilitates accommodation of handspray
- 108 mm high, 104 mm wide

**for rails with shower head holder, L-shaped support rails with shower head holder and shower grab rails 950...91, 950...51**

- made of high-quality polyamide in HEWI colour 98 (signal white)
- grip zone of the shower head holder in 13 HEWI colours (not available in 99 (pure white), 24 (orange) and 72 (may green))

**for rails with shower head holder, L-shaped support rails with shower head holder and shower grab rails 950...99**

- made of high-quality polyamide in HEWI colour 99 (pure white)
- grip zone of the shower head holder in 12 HEWI colours (not available in 98 (signal white), 99 (pure white), 24 (orange) and 72 (may green))

**for rails with shower head holder, L-shaped support rails with shower head holder and shower grab rails 950...54**

- made of high-quality polyamide in HEWI colour 92 (anthracite grey)

Please advise colour when ordering.

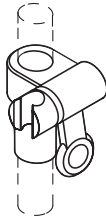
**Matt HEWI colours**

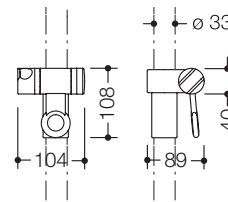
98	99	97	95	92	90
----	----	----	----	----	----



Item Number

Dimensions in mm / Specification


**950.33.E0190**
**950.33BE0190**

⊕ **950.33DE0190**

**HEWI Shower head holder**
**for rails with shower head holder, L-shaped support rails with shower head holder and shower grab rails 477..., 801..., 950...90**

- with conical holding element (left) for shower hose and shower head
- suitable for various manufacturers' shower heads
- shower head holder adjustable to desired height (via lever control) and angle (smooth adjusting)
- conical holding element facilitates accommodation of handspray
- 108 mm high, 104 mm wide
- with contrasting (white or black) marked shower head holder

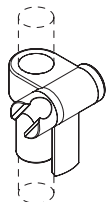
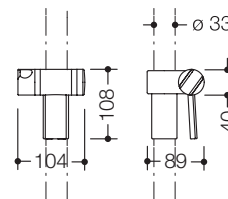
- made of high-quality polyamide in 14 HEWI colours (not available in 24 (orange) and 72 (may green))

- made of high-quality matt polyamide in HEWI colours 99 (pure white), 98 (signal white), 97 (light grey), 95 (stone grey) and 92 (anthracite grey)

Please advise colour when ordering.

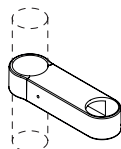
**HEWI active\* Shower head holder for rails with shower head holder 477.33D1..., 801.33D... and shower grab rails 801.35D...**

- in HEWI colour 98 (signal white), with active antimicrobial microsilver


**805.33.E01**

**HEWI Shower head holder**
**for rails with shower head holder 805.33... and shower grab rails 805.35...**

- with conical holding element (left) for shower hose and shower head
- shower head holder adjustable to desired height (via lever control) and angle (smooth adjusting)
- 108 mm high, 104 mm wide
- made of high-quality polyamide in HEWI colours 90 (jet black), 92 (anthracite grey), 98 (signal white) or 99 (pure white)

Please advise colour when ordering.


**61979**
**68563**
**HEWI Shower hose holder**


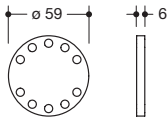

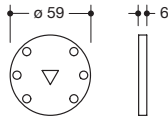

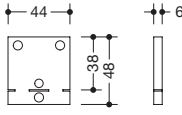
- for retrofitting on HEWI rails with shower head holder and shower grab rails Range 477/801
- is used to hold the shower hose to the shower head holder
- 131 mm long, 38 mm wide, 25 mm high
- suitable for shower hose diameters up to 29 mm
- made of high-quality polyamide in 12 HEWI colours\*\*
- made of high-quality matt polyamide in HEWI colours 99 (pure white), 98 (signal white), 97 (light grey), 95 (stone grey) and 92 (anthracite grey)

Please advise colour when ordering.

**HEWI Colours | Surfaces**

98	99	97	95	92	90	86	84	Chr
18	36	33	74	55	50			

\*\* Not available in HEWI colours 24 (orange), 36 (coral), 72 (may green) and 74 (apple green).

Item Number	Dimensions in mm / Specification
 <p>66779 71176 71177</p>	 <p><b>HEWI Tight round plate with bolt circle for rail system 900, 801 (steel core) and 805 Classic</b></p> <ul style="list-style-type: none"> <li>· with bolt circle rose <math>\varnothing</math> 70 mm</li> <li>· for additional sealing of the drilling points</li> <li>· sealing for tile spacers and tile offset</li> <li>· packing unit 10 pcs</li> <li>· packing unit 50 pcs</li> <li>· packing unit 100 pcs</li> </ul>
 <p>71178 71179 71180</p>	 <p><b>HEWI Tight round plate with bolt circle for rail system 801 (aluminum core and roses of synthetic material)</b></p> <ul style="list-style-type: none"> <li>· with bolt circle rose <math>\varnothing</math> 70 mm</li> <li>· for additional sealing of the drilling points</li> <li>· sealing for tile spacers and tile offset</li> <li>· packing unit 10 pcs</li> <li>· packing unit 50 pcs</li> <li>· packing unit 100 pcs</li> </ul>
 <p>72839 72840 72841</p>	 <p><b>HEWI Sealing ring for mounting plate for rail system S 800 K, Warm Touch and mobile solutions</b></p> <ul style="list-style-type: none"> <li>· with three holes and separating perforation</li> <li>· suitable for small and large mounting plat</li> <li>· for additional sealing of the drilling points</li> <li>· sealing for tile spacers and tile offset</li> <li>· packing unit 10 pcs</li> <li>· packing unit 50 pcs</li> <li>· packing unit 100 pcs</li> </ul>

Item Number

Dimensions in mm / Specification



**66758**  
**66759**  
**67971**

**HEWI Rose cap****for rails System 900 with ø 25, 30 and 32 mm**

- ø 67 mm, made of stainless steel
- satin finished
- chrome-plated
- powder-coated in DX (matt white), SC (matt dark grey pearl mica) and DC (matt black)



**66760**  
**66761**  
**67970**

**HEWI Rose cap****for shower curtain rails and ceiling supports System 900**

- ø 67 mm, made of stainless steel
- satin finished
- chrome-plated
- powder-coated in DX (matt white), SC (matt dark grey pearl mica) and DC (matt black)



**66762**  
**66763**  
**67972**

**HEWI Rose cap with hole****for rails System 900 with ø 30 mm**

- rose fixing on corner support, with hole
- ø 67 mm, made of stainless steel
- satin finished
- chrome-plated
- powder-coated in DX (matt white), SC (matt dark grey pearl mica) and DC (matt black)



**66764**  
**66765**  
**67973**

**HEWI Rose cap with hole****for rails System 900 with ø 32 mm**

- rose fixing on corner support, with hole
- ø 67 mm, made of stainless steel
- satin finished
- chrome-plated
- powder-coated in DX (matt white), SC (matt dark grey pearl mica) and DC (matt black)




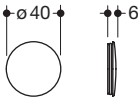

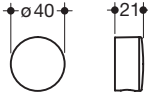

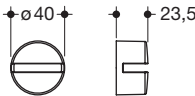

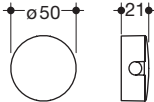
**66766**  
**66778**  
**67974**

**HEWI Rose cap with hole****for rails System 900 with ø 32 mm**

- rose fixing on middle support, with hole
- ø 67 mm, made of stainless steel
- satin finished
- chrome-plated
- powder-coated in DX (matt white), SC (matt dark grey pearl mica) and DC (matt black)

**HEWI Surfaces**

...60 DX matt white  
 XA Chr ...60 SC matt dark grey pearl mica  
 ...60 DC matt black

Item Number		Dimensions in mm / Specification	
	815.90.E0140*		<b>HEWI Rose cap</b> for all roses of articles 815.21.10040, 815.21.20040, 815.20.10045, 815.21.30040, 815.21.31040, 815.90.01040, 815.90.02040, 815.09.11040, 815.09.30040, 815.06.11045, 815.04.11045, 815.03.12045, 815.30.11040 · made of stainless steel, chrome-plated
	815.90.E0160*		<b>for all roses of articles 815.21.10060, 815.21.20060, 815.20.10065, 815.21.30060, 815.21.31060, 815.90.01060, 815.90.02060, 815.09.11060, 815.09.30060, 815.06.11065, 815.04.11065, 815.03.12065, 815.30.11060</b> · made of stainless steel, powder-coated in HEWI colour DC (matt black)
	63510*		<b>HEWI Rose</b> for tumbler with holder 815.04.11005, soap dispenser with holder 815.06.11005, toilet brush unit 815.20.10005, hook 815.90.010 and double hook 815.90.020 · high-quality chrome-plated
	63511*		<b>for tumbler with holder 815.04.11090/...95, soap dispenser with holder 815.06.11090/...95, toilet brush unit 815.20.10090/...95, hook 815.90.01090 and double hook 815.90.02090</b> · high-quality synthetic material in 16 HEWI colours
	63512*		<b>for bath towel rail 815.30.110, 815.30.120 and spare roll holder 815.21.300</b> · high-quality chrome-plated
	63513*		<b>for bath towel rail 815.30.11090, 815.30.12090 and spare roll holder 815.21.30090</b> · high-quality synthetic material in 16 HEWI colours
	63514*		<b>HEWI Rose</b> for shelf 815.03.10005, 815.03.11005 and 815.03.12005 · high-quality chrome-plated
	63515*		<b>for shelf 815.03.10095, 815.03.11095 and 815.03.12095</b> · high-quality synthetic material in 16 HEWI colours
	63516*		<b>HEWI Rose</b> for towel holder 815.09.100 and 815.09.110 · high-quality chrome-plated
	63517*		<b>for towel holder 815.09.10090 and 815.09.11090</b> · high-quality synthetic material in 16 HEWI colours

Matt HEWI colours

98	99	97	95	92

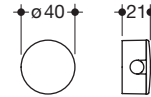
\* Available until 31 March 2027.

Item Number

Dimensions in mm / Specification



63518\*

**HEWI Rose**

**for toilet roll holder 815.21.100, toilet roll holder with lid 815.21.200, spare roll holder double 815.21.310 and towel ring 815.09.300**

- high-quality chrome-plated

63519\*

**for toilet roll holder 815.21.10090, toilet roll holder with lid 815.21.20090, spare roll holder double 815.21.31090 and towel ring 815.09.30090**

- high-quality synthetic material in 16 HEWI colours



805.35.E01

**HEWI Rose cap**

**for rail system ø 33 mm, stainless steel**

- for rose fixing on bend

- ø 70 mm

- made of high-quality stainless steel, surface satin finished



805.35.E02

**HEWI Rose cap**

**for rail system ø 33 mm, stainless steel**

- for rose fixing on support with hole

- ø 70 mm

- made of high-quality stainless steel, surface satin finished



10856  
68524

**HEWI Rose cap**

**for rail system ø 33 mm**

- for rose fixing on bend

- ø 70 mm

- made of high-quality polyamide in 16 HEWI colours

- made of high-quality matt polyamide in HEWI colours 99 (pure white), 98 (signal white), 97 (light grey), 95 (stone grey) and 92 (anthracite grey)

Please advise colour when ordering.

⊕ 62800

**HEWI active<sup>+</sup> Rose cap**

**for rail system ø 33 mm**

- in HEWI colour 98 (signal white), with active antimicrobial microsilver



10862  
68552

**HEWI Rose cap, divided**

**for rail system ø 33 mm**

- for rose fixing on support

- ø 70 mm

- made of high-quality polyamide in 16 HEWI colours

- made of high-quality matt polyamide in HEWI colours 99 (pure white), 98 (signal white), 97 (light grey), 95 (stone grey) and 92 (anthracite grey)

Please advise colour when ordering.

⊕ 62737

**HEWI active<sup>+</sup> Rose cap, divided**

**for rail system ø 33 mm**

- in HEWI colour 98 (signal white), with active antimicrobial microsilver

921057

**HEWI Cap**

**for rose cap 805.35.E02, stainless steel**

- for concealing hole

- ø 8 mm

- made of high-quality stainless steel, surface satin finished



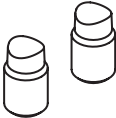




- packing unit 3 pcs

**16 HEWI colours | Surfaces**

98	99	97	95	92	90	86	84
18	24	36	33	74	72	55	50

XA Chr ...60 DC matt black

\* Available until 31 March 2027.

	Item Number	Dimensions in mm / Specification
	65747	<b>HEWI Eccentric washer</b> <ul style="list-style-type: none"><li>· for mobile hinged seats System 900 and 950</li><li>· packing unit 2 pcs</li></ul>
	65966	<b>HEWI Eccentric washer</b> <ul style="list-style-type: none"><li>· for hinged seats System 900 and 950</li><li>· packing unit 2 pcs</li></ul>
	66644	<b>HEWI Brake unit</b> <ul style="list-style-type: none"><li>· for hinged and removable hanging seats System 900</li></ul>
	66863 67734	<b>HEWI Locking screw</b> <ul style="list-style-type: none"><li>· for mobile hinged seats System 900</li><li>· made of high-quality stainless steel</li><li>· satin finished</li><li>· powder-coated in DX (matt white), SC (matt dark grey pearl mica) and DC (matt black)</li></ul>
	66864 66866 67723	<b>HEWI Cap, blind version</b> <ul style="list-style-type: none"><li>· for axle of hinged seats System 900</li><li>· ø 40 mm</li><li>· made of high-quality stainless steel</li><li>· satin finished</li><li>· chrome-plated</li><li>· powder-coated in DX (matt white), SC (matt dark grey pearl mica) and DC (matt black)</li></ul>
	66865 66867 67724	<b>HEWI Cap</b> <ul style="list-style-type: none"><li>· for axle of hinged seats System 900</li><li>· ø 40 mm</li><li>· made of high-quality stainless steel</li><li>· satin finished</li><li>· chrome-plated</li><li>· powder-coated in DX (matt white), SC (matt dark grey pearl mica) and DC (matt black)</li></ul>
	67723	<b>HEWI Cap, blind version</b> <ul style="list-style-type: none"><li>· for axle of removable hanging seats System 900</li><li>· ø 40 mm</li><li>· made of high-quality stainless steel, powder-coated in DX (matt white), DC (matt black) and CG (anthracite grey matt)</li></ul>

Matt HEWI colours

98	99	97	95	92

Item Number

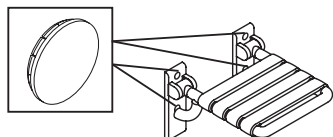
Dimensions in mm / Specification



67724

#### HEWI Cap

- for axle of removable hanging seats System 900
- ø 40 mm
- made of high-quality stainless steel, powder-coated in DX (matt white), DC (matt black) and CG (anthracite grey matt)



39006

68556

#### HEWI Masking cap

##### for hinged support rail 801.50... and hinged seat 801.51...

- two caps to cover the fixing points
- ø 23 mm
- delivery in pairs
- made of high-quality polyamide in 12 HEWI colours\*\*
- made of high-quality matt polyamide in HEWI colours 99 (pure white), 98 (signal white), 97 (light grey), 95 (stone grey) and 92 (anthracite grey)

Please advise colour when ordering.

+ 62853

#### HEWI active+ Masking cap


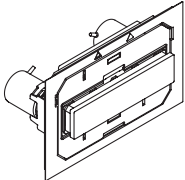
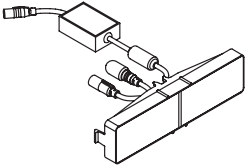
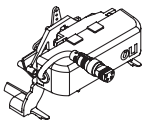
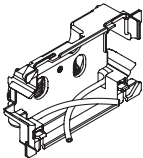
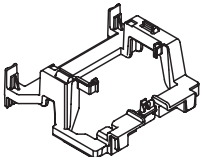
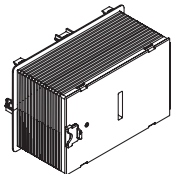
##### for hinged support rail 801.50D.. and hinged seat 801.51D..

- in HEWI colour 98 (signal white), with active antimicrobial microsilver

#### HEWI Colours | Surfaces

98	99	97	95	92	90	86	84	XA	Chr	DX	matt white
18	33	55	50					SC	matt dark grey pearl mica	DC	matt black
								CG	anthracite grey matt		

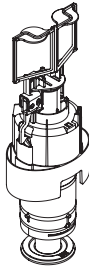
\*\* Not available in HEWI colours 24 (orange), 36 (coral), 72 (may green) and 74 (apple green).

	Item Number	Dimensions in mm / Specification
	S50.02.02001	<b>HEWI Radio receiver</b> <ul style="list-style-type: none"><li>· for linking the HEWI WC (radio) flushing mechanism add-on kits for hinged support rails to the S 50 height-adjustable toilet modules</li><li>· can only be used in combination with the height-adjustable toilet prewall elements with sensor-controlled flushing mechanism S50.02.02000, S50.02.02100 or S50.02.02200</li></ul>
	66246	<b>HEWI Flushing plate, manual</b> <ul style="list-style-type: none"><li>· for height-adjustable toilet module with manual flushing mechanism S50.02.102010</li><li>· front white</li></ul>
	66638	<b>HEWI Electronic unit</b> <ul style="list-style-type: none"><li>· for OLI 120 Plus cistern of the height-adjustable toilet modules with sensor-controlled flushing mechanism S50.02.02000, S50.02.02100 and S50.02200</li></ul>
	66640	<b>HEWI Servomotor</b> <ul style="list-style-type: none"><li>· for OLI 120 Plus cistern of the height-adjustable toilet modules with sensor-controlled flushing mechanism S50.02.02000, S50.02.02100 and S50.02200</li></ul>
	66260	<b>HEWI Lever block for cistern</b> <ul style="list-style-type: none"><li>· for OLI 120 Plus cistern of the height-adjustable toilet modules with manual flushing mechanism S50.02.01000, S50.02.01100 or S50.02.01200</li></ul>
	66262	<b>HEWI Lever block for cistern</b> <ul style="list-style-type: none"><li>· for OLI 120 Plus cistern of the height-adjustable toilet modules with sensor-controlled flushing mechanism S50.02.02000, S50.02.02100 or S50.02.02200</li></ul>
	66269	<b>HEWI Protective box</b> <ul style="list-style-type: none"><li>· for height-adjustable toilet prewall elements S50.02...</li></ul>

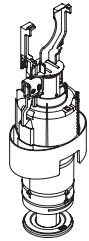


Item Number

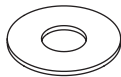
Dimensions in mm / Specification

**66256****HEWI Outlet valve for cistern**

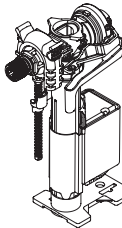
- for OLI 120 Plus cistern of the height-adjustable toilet modules with manual flushing mechanism S50.02.01000, S50.02.01100 or S50.02.01200

**66258****HEWI Outlet valve for cistern**

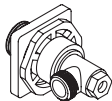
- for OLI 120 Plus cistern of the height-adjustable toilet modules with sensor-controlled flushing mechanism S50.02.02000, S50.02.02100 or S50.02.02200

**66268****HEWI Sealing rings for cistern**

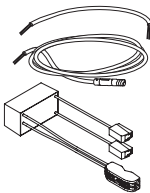
- for OLI 120 Plus cistern of the height-adjustable toilet modules S50.02...
- packing unit 10 pcs

**66264****HEWI Inlet valve for cistern**

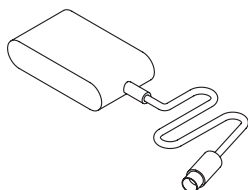
- for OLI 120 Plus cistern of the height-adjustable toilet modules S50.02...

**66266****HEWI Shut-off valve for cistern**

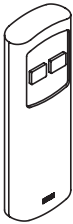
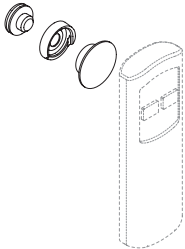
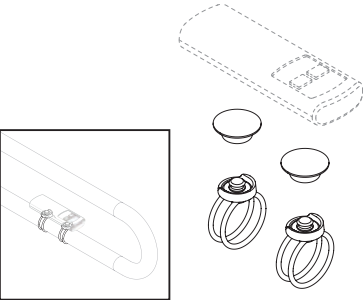

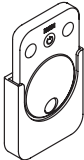
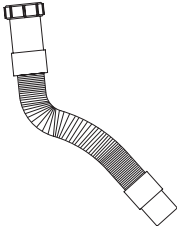
- for OLI 120 Plus cistern of the height-adjustable toilet modules S50.02...

**67672****HEWI Power supply unit**

- for supplying power for the OLI120 Plus dual flush cistern
- for prewall elements of the S 50 toilet modules with sensor-controlled flushing mechanism S50.02.02...

**65057****HEWI Remote control receiver**

- receiver of the remote control for adjusting the height of modules S 50

	Item Number	Dimensions in mm / Specification
	65056	<b>HEWI Remote control</b> <ul style="list-style-type: none"><li>· for adjusting the height of modules S 50</li></ul>
	S50.01.00001	<b>HEWI Fidlock fixing S 50 for remote control</b> <ul style="list-style-type: none"><li>· magnetic latch lock with adhesive fixing incl. anti-theft device, in black</li><li>· for fixing the remote control onto the wall, onto the module or onto the washbasin</li></ul>
	S50.02.00001	<b>HEWI Fidlock fixing S 50 for remote control</b> <ul style="list-style-type: none"><li>· magnetic latch locks with anti-theft device</li><li>· to protect the S 50 remote control from theft</li><li>· for attaching the remote control to HEWI hinged support rails of Systems 801, 805, 900 and 950</li></ul>
	70929	<b>HEWI S 50 WC flushing mechanism symbol</b> <ul style="list-style-type: none"><li>· consisting of pictograms made from special grey PVC film</li><li>· resistant to standard commercial cleaning agents</li><li>· for attaching to acrylic glass surfaces</li><li>· in dark grey</li></ul>
	65058	<b>HEWI Remote control LED mirror</b> <ul style="list-style-type: none"><li>· for controlling the light of the LED illuminated mirror of the height-adjustable washbasin modules S50.01.2...</li></ul>
	65059	<b>HEWI Flex hose</b> <ul style="list-style-type: none"><li>· synthetic material-Flex hose McAlpine FYNE 240 x 40 comp</li><li>· for height-adjustable washbasin modules S50.01...</li></ul>

Item Number

Dimensions in mm / Specification



111705

**HEWI Laminar tap flow regulator  
for washbasin fitting AQ 950, AQ 800, AQ 800 K**

- for single lever washbasin mixer tap AQ1.12M101..., AQ1.12M102... and AQ1.12M103...
- for electronic washbasin fitting AQ1.12S200..., AQ1.12S201..., AQ1.12S210... and AQ1.12S211...
- with dynamic flow control to 5 l/min



111706

**HEWI Laminar tap flow regulator  
for washbasin fitting AQ 477/801, AQ 162**

- for single lever washbasin mixer tap AQ1.12M10440, AQ1.12M10540
- for electronic washbasin fitting AQ1.12S22040, AQ1.12S22140, AQ1.12S23040 and AQ1.12S23140
- with dynamic flow control to 5 l/min



111727

**HEWI Tap flow regulator with aeration  
for single lever washbasin mixer tap AQ 100**

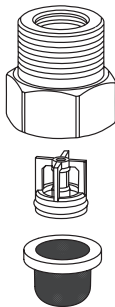
- for AQ1.12M10040



111731

**HEWI Flow rate controller  
for shower thermostats**

- for AQ1.32T10040, AQ1.32T500... and AQ1.32T10140



70247

**HEWI Backflow preventer with dirt filter  
for electronic washbasin fitting**


111733

**HEWI Backflow preventer with integrated flow rate controller  
for single lever shower mixer taps**


111734

**HEWI Backflow preventer without integrated flow rate controller  
for shower thermostats and single lever bath mixer taps**

Item Number

Dimensions in mm / Specification



65699  
71427

**HEWI Operating lever  
for single lever washbasin mixer tap AQ 950**

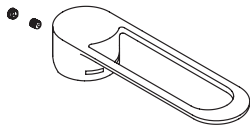
- with hot-cold marking
- for AQ1.12M10340, high-quality chrome-plated
- for AQ1.12M10360, black powder-coated



68287  
71428  
70065

**HEWI Operating lever  
for single lever washbasin mixer tap AQ 950**

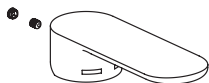
- with hot-cold marking
- for AQ1.12M10940, high-quality chrome-plated
- for AQ1.12M10960, black powder-coated
- for AQ1.12M109XA, PVD coated in stainless steel look



65697  
71424

**HEWI Operating lever  
for single lever washbasin mixer tap AQ 800**

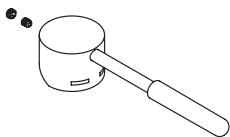
- with hot-cold marking
- for AQ1.12M10140, high-quality chrome-plated
- for AQ1.12M10160, black powder-coated



68286  
71425

**HEWI Operating lever  
for single lever washbasin mixer tap AQ 800**

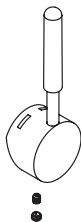
- with hot-cold marking
- for AQ1.12M10840, high-quality chrome-plated
- for AQ1.12M10860, black powder-coated



65698  
⊕ 65723  
  
68288  
  
71423

**HEWI Operating lever  
for single lever washbasin mixer tap AQ 800 K**

- with coloured gripping element made of polyamide
- with hot-cold marking
- high-quality chrome-plated
- for AQ1.12M10240 with gripping element in 16 HEWI colours
- for AQ1D12M10240 with gripping element in HEWI colour 98 (signal white), with active antimicrobial microsilver
- for AQ1B12M10240 with matt gripping element in HEWI colours 99 (pure white), 98 (signal white), 97 (light grey), 95 (stone grey), 92 (anthracite grey) and 90 (jet black)
- black powder-coated
- for AQ1.12M10260 with gripping element in ET (signal white) or AQ1B12M10260 with gripping element in RN (signal white matt) and CV (jet black matt)



65718  
⊕ 65724

**HEWI Operating lever  
for single lever washbasin mixer tap AQ 477/801**

- high-quality chrome-plated, with coloured gripping element made of polyamide
- with hot-cold marking
- for AQ1.12M10640 with gripping element in 16 HEWI colours
- for AQ1D12M10640 with gripping element in HEWI colour 98 (signal white), with active antimicrobial microsilver

**Matt HEWI colours**

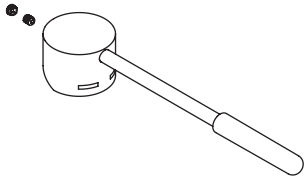
98 99 97 95 92 90

**Black powder-coated | HEWI Colours**

ET matt black | signal white glossy  
RN matt black | signal white matt  
CV matt black | jet black matt

Item Number

Dimensions in mm / Specification



72019  
72021

+ 72020

72022

**HEWI Operating lever  
for single lever washbasin mixer tap AQ 800 K**

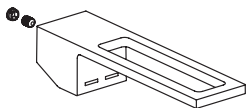
- with long, coloured gripping element made of polyamide
- with hot-cold marking
- high-quality chrome-plated
- for AQ1.12M11040 with gripping element in 16 HEWI colours
- for AQ1B12M11040 with matt gripping element in HEWI colours 99 (pure white), 98 (signal white), 97 (light grey), 95 (stone grey), 92 (anthracite grey) and 90 (jet black)
- for AQ1D12M11040 with gripping element in HEWI colour 98 (signal white), with active antimicrobial microsilver
- black powder-coated
- for AQ1.12M11060 with gripping element in ET (signal white) or AQ1B12M11060 with gripping element in RN (signal white matt) and CV (jet black matt)



65700

**HEWI Operating lever  
for single lever washbasin mixer tap AQ 477/801, AQ 162**

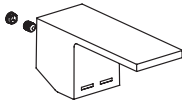
- for AQ1.12M10440, AQ1.12M10540
- high-quality chrome-plated
- with hot-cold marking



65696

**HEWI Operating lever  
for single lever washbasin mixer tap AQ 100**

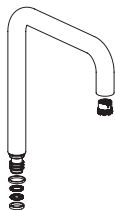
- for AQ1.12M10040
- high-quality chrome-plated
- with hot-cold marking



68285

**HEWI Operating lever  
for single lever washbasin mixer tap AQ 100**

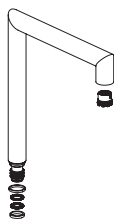
- for AQ1.12M10740
- high-quality chrome-plated
- with hot-cold marking



65687

**HEWI Outlet  
for single lever washbasin mixer tap AQ 477/801**

- for AQ1.12M10440



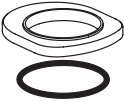

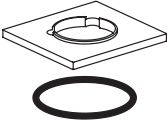




65689

**HEWI Outlet  
for single lever washbasin mixer tap AQ 162**

- for AQ1.12M10540

**16 HEWI colours | Surfaces**

98	99	97	95	92	90	86	84	XA	Chr	DC
18	24	36	33	74	72	55	50			

	Item Number	Dimensions in mm / Specification
	66601 71429	<b>HEWI Base</b> <b>for single lever washbasin mixer tap AQ 950</b> <ul style="list-style-type: none"><li>· for AQ1.12M10340 and AQ1.12M10940</li><li>· for AQ1.12M10360 and AQ1.12M10960</li></ul>
	65701 71426	<b>HEWI Base</b> <b>for single lever washbasin mixer tap AQ 800, AQ 800 K, AQ 477/801, AQ 162</b> <ul style="list-style-type: none"><li>· for AQ1.12M10140, AQ1.12M10240, AQ1.12M10440, AQ1.12M10540</li><li>· for AQ1.12M10160, AQ1.12M10260, AQ1.12M10860, AQ1B12M10260</li></ul>
	65702	<b>HEWI Base</b> <b>for single lever washbasin mixer tap AQ 100</b> <ul style="list-style-type: none"><li>· for AQ1.12M10040</li></ul>
	BM1296	<b>HEWI Fixing material</b> <b>for single lever washbasin mixer tap AQ 800, AQ 800 K, AQ 477/801, AQ 162</b> <ul style="list-style-type: none"><li>· for AQ1.12M101..., AQ1.12M102..., AQ1.12M104... and AQ1.12M105...</li></ul>
	BM1297	<b>HEWI Fixing material</b> <ul style="list-style-type: none"><li>· for electronic washbasin fitting</li></ul>
	BM1300	<b>HEWI Fixing material</b> <b>for single lever washbasin mixer tap AQ 100</b> <ul style="list-style-type: none"><li>· for AQ1.12M10040</li></ul>
	BM1302	<b>HEWI Fixing material</b> <b>for single lever washbasin mixer tap AQ 950</b> <ul style="list-style-type: none"><li>· for AQ1.12M103...</li></ul>

Item Number

Dimensions in mm / Specification

**73533**
**HEWI Set of connection hoses  
for single lever washbasin mixer tap**

- consists of 2 hoses with red and blue labelling
- length: 450 mm
- connection: M10x1 - 3/8"

**171061**
**HEWI Grit strainer  
for electronic washbasin fitting**
**111741**
**HEWI Grit strainer  
for shower thermostats, single-lever shower mixer taps and  
single-lever bath mixer taps**

- for AQ1.32...
- with fibreglass gasket

**111696**
**HEWI Tap flow regulator dismantling key  
for washbasin fitting AQ 950, AQ 800, AQ 800 K**

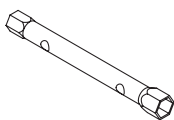
- for single lever washbasin mixer tap AQ1.12M101..., AQ1.12M102... and AQ1.12M103...
- for electronic washbasin fitting AQ1.12S200..., AQ1.12S201..., AQ1.12S210... and AQ1.12S211...

**111697**
**HEWI Tap flow regulator dismantling key  
for washbasin fitting AQ 477/801, AQ 162**


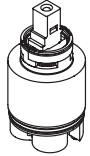
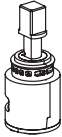
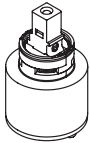

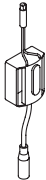
- for single lever washbasin mixer tap AQ1.12M10440, AQ1.12M10540
- for electronic washbasin fitting AQ1.12S22040, AQ1.12S22140, AQ1.12S23040 and AQ1.12S23140

**111728**
**HEWI Tap flow regulator dismantling key  
for single lever washbasin mixer tap AQ 100**

- for AQ1.12M10040

**171060**
**HEWI Mounting key**

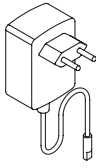
- AF 9 and AF 11
- for fixing the washbasin fittings

	Item Number	Dimensions in mm / Specification
	111702	<b>HEWI Ceramic cartridge Kerox K-35OP</b> <b>for single lever washbasin mixer tap AQ 950, AQ 800, AQ 800 K</b> · for AQ1.12M101..., AQ1.12M102... and AQ1.12M103...
	111703	<b>HEWI Ceramic cartridge Kerox K-35B</b> <b>for single lever washbasin mixer tap AQ 477/801, AQ 162</b> · for AQ1.12M10440, AQ1.12M10540
	111704	<b>HEWI Ceramic cartridge Kerox K-25OP-S</b> <b>for single lever washbasin mixer tap AQ 100</b> · for AQ1.12M10040
	111732	<b>HEWI Ceramic cartridge Kerox K-35A</b> <b>for single-lever shower and bath mixer taps</b>
	65703	<b>HEWI Electronic cartridge with sensor module</b> <b>for electronic washbasin fitting</b>
	65677	<b>HEWI Sensor module</b> <b>for electronic washbasin fitting</b> · for AQ1.12S...

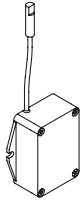


Item Number

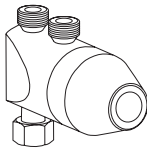
Dimensions in mm / Specification

**111707**

**HEWI Power supply  
for electronic washbasin fitting**

**111708**

**HEWI Battery compartment CR-P2 6V  
for electronic washbasin fitting**

**65087**

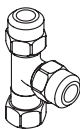
**HEWI Mini thermostat**

- for limiting and monitoring the maximum discharge temperature, for mechanical or electronic washbasin fittings
- anti-scald protection is ensured using an expandable material thermostatic cartridge to EN 1111
- noise class 1
- one inlet 3/8" union nut (UN), two outputs 3/8" connecting thread (CT), one connection hose for cold water, one Y-piece included in delivery

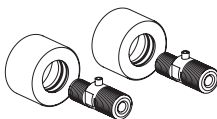
**65754**

**HEWI Shower hose drain valve  
for shower thermostats, single-lever shower mixer taps,  
single-lever bath mixer taps**

- for AQ1.32...

**65755**

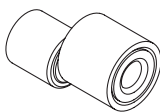
**HEWI Tee fitting for cold water connection  
for electronic washbasin fittings**



**65757  
71453**

**HEWI S-connection set, lockable, round  
for shower thermostats, single-lever shower mixer taps,  
single-lever bath mixer taps**

- with push roses made of brass
- chrome-plated
- black powder-coated (for AQ1.32T50060)

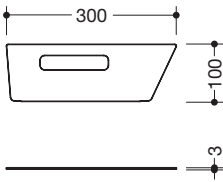
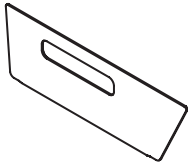
**111752**

**HEWI S-connection with silencer  
for shower thermostats, single-lever shower mixer taps,  
single-lever bath mixer taps**

- for AQ1.32...

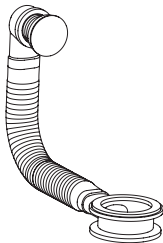
Item Number

Dimensions in mm / Specification



950.12.E001  
950.12.E002  
950.12.E003

- HEWI Baffle**  
**for HEWI row washbasin with height graduation 950.12.30...**
- height 100 mm
  - suitable for water play (not completely sealing)
  - made of Plexiglas in blue (transparent)
  - made of Plexiglas in green (opaque)
  - made of Plexiglas in white (translucent)



70498

- HEWI Overflow**  
**to replace the overflow in HEWI washbasins**
- including rose and cover
  - is fitted underneath the washbasin between the trap and drain,  
h = 25 mm, ø = 70 mm



57978

- HEWI Repair kit**  
**for washbasins made of mineral composite**
- for all HEWI washbasin models
  - colour: alpine white
  - contains gelcoat, hardener, polishing compound, wooden spatula and abrasive material



