

Stormwater management

Stormwater discharge

Quadro® Limit




System throttle shaft for stormwater retention systems

Plastic shaft, block type structure, comprising one or several shaft base bodies plus cone depending on the layers of the planned Rigofill inspect system, colour black, height depending on the number of layers of the connected storage/infiltration system, dimensions compatible with Rigofill inspect.

With integrated stainless steel vortex valve, outlet diameter between DN/OD 250 and DN/OD 400 (depending on discharge performance and head), throttle outlet range from 4 l/s to 80 l/s depending on the head (higher values available on request).



Technical data

Application:	System throttle shaft for stormwater retention systems in Rigofill design, can be installed at any point alongside the system, ideal for systems that must achieve the highest operating reliability and high discharge performance across all operating stages.					
Material / raw material:	Shaft: PE-HD (polyethylene) Vortex valve: Stainless steel					
Throttle element:	Conical vortex valve in wet setup Manufacturer: UFT Umwelt- und Fluid-Technik Dr. H. Brombach GmbH Design: UFT-FluidCon					
Throttle outlet:	Factory-set to the planned throttle volume Throttle outlet range 4 l/s ... 80 l/s depending on the head					
Dimensions: Length x width [m]	0.80 x 0.80					
Number of connected layers:	½-layer	1-layer	1 ½-layer	2-layer	2 ½-layer	3-layer
Height (without cone): [m]	0.35	0.66	1.01	1.32	1.67	1.98
Height of cone: [m]	0.25 (standard cone) 0.23 (watertight cone)					
Inside diameter of cone: [m]	0.50					
Nominal diameter of extension pipe:	DN 500 (accessories) see extension pipe D _o 600 product data sheet				 www.fraenkische.com	
Nominal diameter of outlet pipe connections:	DN/OD 250, DN/OD 315 or DN/OD 400 (depending on the discharge performance and head)					
Accessories:	For QuadroControl D _o 600 accessories, see Price catalogue / Stormwater management manual				 www.fraenkische.com	
Miscellaneous:	Project shafts according to order form Installation according to "Rigofill inspect" installation manual				 www.fraenkische.com	