

Stormwater management




Stormwater discharge

Quadro® Limit System throttle shaft for stormwater retention systems

Plastic shaft, block type structure, comprising one or several shaft base bodies plus cone depending on the layers of the planned Rigofill inspect system, colour black, height depending on the number of layers of the connected storage/infiltration system, dimensions compatible with Rigofill inspect.

With integrated stainless steel vortex valve, outlet diameter between DN 250 KG and DN 400 KG (depending on discharge performance and head), throttle outlet range from 4 l/s to 80 l/s depending on the head (higher values available on request).



Technical data						
Application:	System throttle shaft for stormwater retention systems in Rigofill design, can be installed at any point alongside the system, ideal for systems that must achieve the highest operating reliability and high discharge performance across all operating stages.					
Material / raw material:	Shaft: PE-HD (polyethylene) Vortex valve: Stainless steel					
Throttle element:	Conical vortex valve in wet setup Manufacturer: UFT Umwelt- und Fluid-Technik Dr. H. Brombach GmbH Design: UFT-FluidCon					
Throttle outlet:	Factory-set to the planned throttle volume Throttle outlet range 4 l/s ... 80 l/s depending on the head					
Dimensions: Length x width [m]	0.80 x 0.80					
Number of connected layers:	½-layer	1-layer	1 ½-layer	2-layer	2 ½-layer	3-layer
Height (without cone): [m]	0.35	0.66	1.01	1.32	1.67	1.98
Height of cone: [m]	0.25					
Inside diameter of cone: [m]	0.50					
Nominal diameter of extension pipe:	DN 500 (accessories) see extension pipe D _o 600 product data sheet				 www.fraenkische.com	
Nominal diameter of outlet pipe connections:	DN 250 KG, DN 315 KG or DN 400 KG (depending on the discharge performance and head)					
Accessories:	For QuadroControl D _o 600 accessories, see Price catalogue / Stormwater management manual				 www.fraenkische.com	
Miscellaneous:	Project shafts according to order form Installation according to "Rigofill inspect" installation manual				 www.fraenkische.com	