

Stormwater management

Stormwater storage




Quadro®Control System shaft

Plastic shaft, block type structure, comprising one or several shaft base bodies plus cone depending on the layers of the planned Rigofill inspect system, color black, dimensions compatible with Rigofill inspect, with an inlet side for pipe connections DN 200 KG, with three tunnel sides to connect to Rigofill inspect (connection opening 0.22 m x 0.22 m) and with an even floor surface, designed for the use of automotive dollies with camera sizes for pipes starting from DN 200, with extension pipe D_o 600 mm, 500 mm clear opening diameter, available with optional rotating inlet connection



Ill.: QuadroControl 1

Technical data

Application:	Multifunctional system shaft for Rigofill inspect systems, can be integrated anywhere in the modular block type structure, for inlet connection and ventilation as well as for inspection and maintenance of the system.					
Material / raw material:	PE-HD (polyethylene)					
Approvals:	Germany: DIBt (German Institute for Building Technology) approval no. Z-42.1-473 User approval of DB Netz AG Can be used for fire water storage (RigoCollect) according to DIN 14230 France: CSTB (Centre Scientifique et Technique du Bâtiment) Poland: IBDiM (Instytut Badawczy Dróg i Mostów) Switzerland: Qplus Swiss Quality					
Dimensions: Length x width [m]	0.80 x 0.80					
Number of layers	½-layer	1-layer	1 ½-layer	2-layer	2 ½-layer	3-layer
Height (without cone): [m]	0.35	0.66	1.01	1.32	1.67	1.98
Height of cone: [m]	0.25					
Inside diameter of cone: [m]	0.50					
Nominal diameter of extension pipe:	DN 500 (accessories), with and without inlet see extension pipe D _o 600 product data sheet				 www.fraenkische.com	
Nominal diameter of inlet/outlet at the shaft:	DN 200 standard connection > DN 200 to DN 600 → QuadroControl project shaft					
Accessories:	For QuadroControl D _o 600 accessories, see Price catalogue / Stormwater management manual				 www.fraenkische.com	
Miscellaneous:	Project shafts according to order form Installation according to "Rigofill inspect" installation manual				 www.fraenkische.com	